

If SWORD is the answer....

what is the question?

# **SWORD case studies**

**Stuart Lewis**

**15<sup>th</sup> October 2009**

## This talk is partially based on:

- A newly published paper:
  - Stuart Lewis, Leonie Hayes, Vanessa Newton-Wade, Antony Corfield, Richard Davis, Tim Donohue, Scott Wilson, **“If SWORD is the answer, what is the question? Use of the Simple Web service Offering Repository Deposit protocol”**, Program: Electronic Library and Information Systems, Issue 4, 2009
  - <http://dx.doi.org/10.1108/00330330910998057>
  - <http://hdl.handle.net/2292/5315>

# E-thesis deposit at Auckland

- The University of Auckland Library
  - PhD thesis deposit
    - < 2010 optional
    - > 2010 mandate
  - New mandate for Masters theses
  - Just finished retrospective digitisation programme

# E-thesis deposit at Auckland

- The DSpace deposit interface:
  - Configurable:
    - input-forms.xml (ask the right questions)
    - item-submission.xml (in the right order)

## E-thesis deposit at Auckland

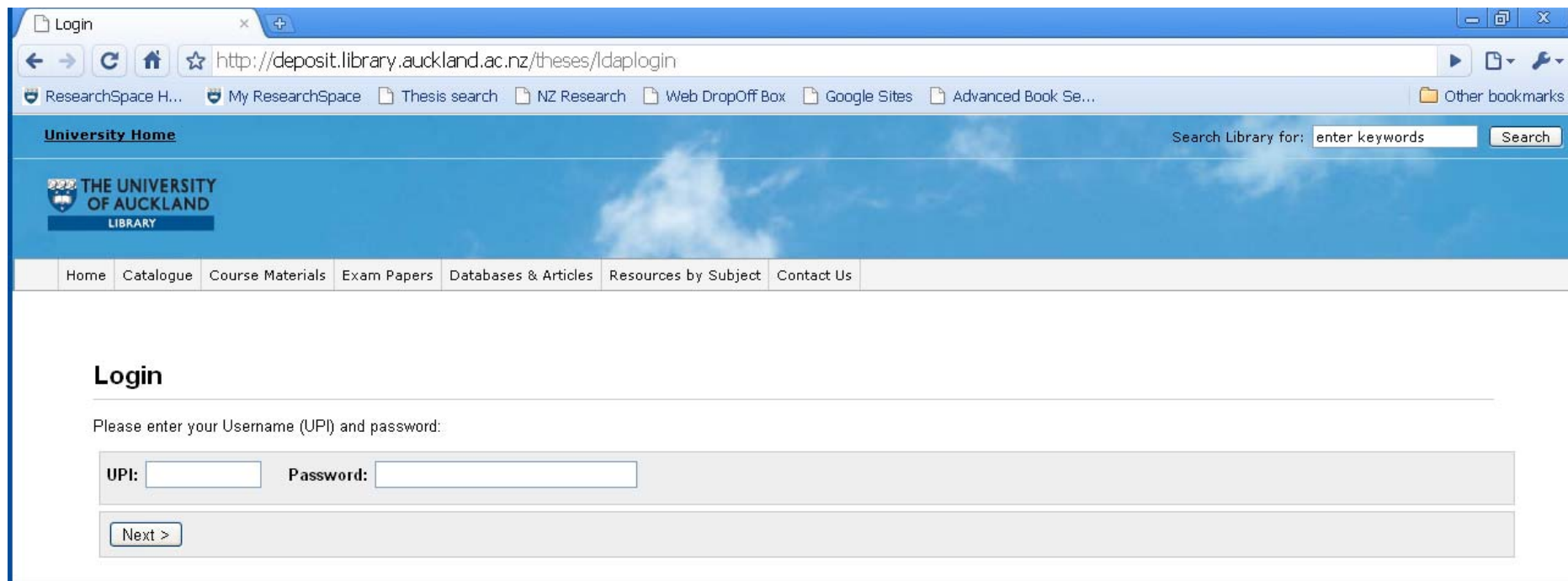
- We had some specific requirements:
  - We want to know who made each deposit...
    - ...but we'd prefer they didn't have a DSpace account
  - We want a detailed licence choice screen
    - Embargo choice with Creative Commons choices
    - Verify page for licence
  - Custom email to be sent reiterating terms of licence

## Our deposit 'brand'

- <http://deposit.library.auckland.ac.nz/>
- Deposit (not submit)
- In the library
- At Auckland University

# E-thesis deposit at Auckland

- 5 stage deposit process:
  - Login



The screenshot shows a web browser window with the URL `http://deposit.library.auckland.ac.nz/theses/ldaplogin`. The page header includes the University of Auckland Library logo and a search bar. A navigation menu contains links for Home, Catalogue, Course Materials, Exam Papers, Databases & Articles, Resources by Subject, and Contact Us. The main content area is titled "Login" and contains the instruction "Please enter your Username (UPI) and password:". Below this are two input fields: "UPI:" and "Password:". A "Next >" button is located at the bottom of the form.

University Home Search Library for:

THE UNIVERSITY OF AUCKLAND LIBRARY

Home Catalogue Course Materials Exam Papers Databases & Articles Resources by Subject Contact Us

## Login

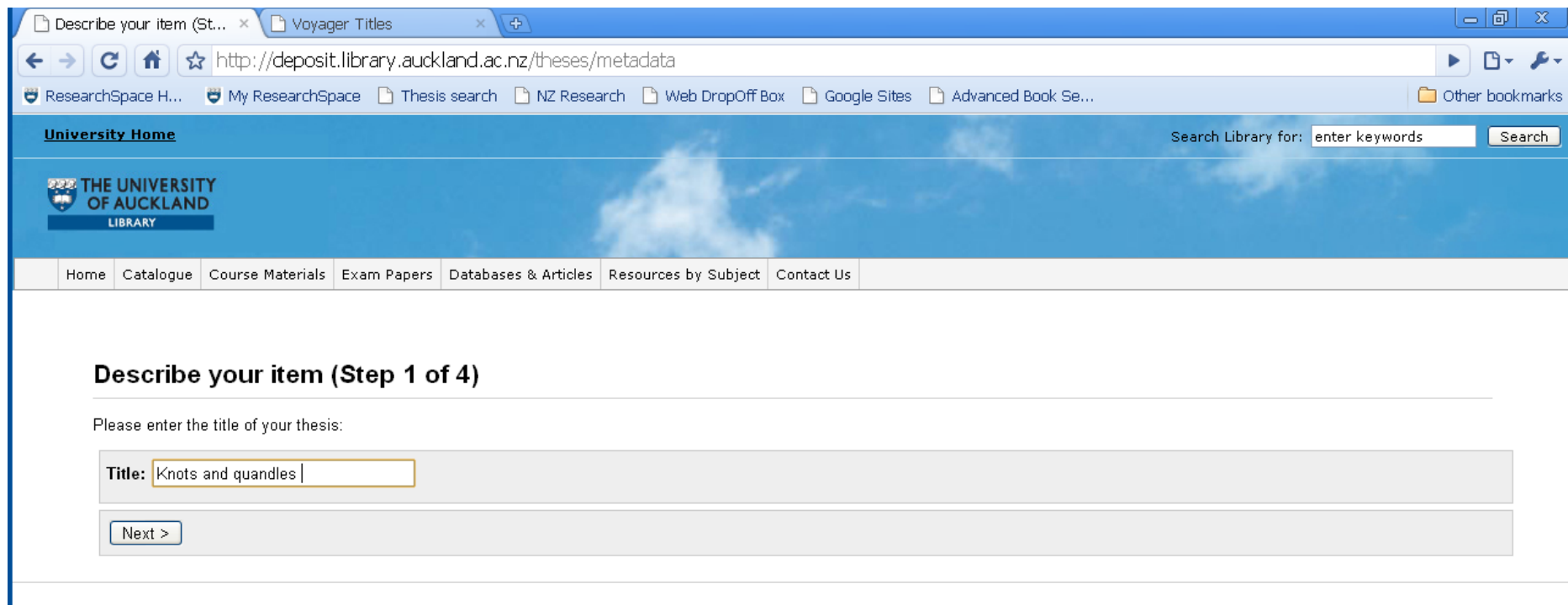
Please enter your Username (UPI) and password:

UPI:  Password:



# E-thesis deposit at Auckland

- 5 stage deposit process:
  - Title



The screenshot shows a web browser window with the URL <http://deposit.library.auckland.ac.nz/theses/metadata>. The page header includes the University of Auckland Library logo and a search bar. A navigation menu contains links for Home, Catalogue, Course Materials, Exam Papers, Databases & Articles, Resources by Subject, and Contact Us. The main content area is titled "Describe your item (Step 1 of 4)" and contains the instruction "Please enter the title of your thesis:". Below this is a text input field with the label "Title:" and the text "Knots and quandles" entered. A "Next >" button is located below the input field.

Describe your item (Step 1 of 4)

Please enter the title of your thesis:

Title:

# E-thesis deposit at Auckland

- 5 stage deposit process:
  - File upload



The screenshot shows a web browser window with the URL <http://deposit.library.auckland.ac.nz/theses/uploadfiles>. The page title is "Upload files (Step 2 of 4)". The browser's address bar shows the URL and navigation icons. The page header includes the University of Auckland Library logo and a search bar. A navigation menu contains links for Home, Catalogue, Course Materials, Exam Papers, Databases & Articles, Resources by Subject, and Contact Us. The main content area is titled "Upload files (Step 2 of 4)" and contains the following text: "Select which files to upload. (Please ensure you do not have passwords on your PDFs.)". Below this text are five rows, each labeled "Select file 1:" through "Select file 5:". Each row contains a "Choose File" button and the text "No file chosen". At the bottom of the form, there is a note: "Note: it may take a while for the files to upload depending upon their size. Do not press the next button more than once." and a "Next >" button.

Upload files (Step 2 of 4)

Select which files to upload. (Please ensure you do not have passwords on your PDFs.)

Select file 1:  No file chosen

Select file 2:  No file chosen

Select file 3:  No file chosen

Select file 4:  No file chosen

Select file 5:  No file chosen

Note: it may take a while for the files to upload depending upon their size. Do not press the next button more than once.

# E-thesis deposit at Auckland

- 4 stage deposit process:
  - Embargo / access / Creative Commons

## Permissions (Step 3 of 4)

Please choose how you would like us to make your thesis available:

Digital copies of your work are deposited online in ResearchSpace under the following conditions of deposit: <http://researchspace.auckland.ac.nz/docs/uoacreativecommonsembargo>. Note: The access permissions for thesis deposit which you choose below will take precedence for the period you specify over the deposit licence conditions.

<b>Open Access</b>	I agree that my thesis will be fully available online for public access. I do not need to embargo this thesis, for reasons including pending patents, copyright restrictions, or future publications.	<input checked="" type="radio"/> <b>Open Access</b>
<b>Access by Request</b>	I agree that the abstract and table of contents of my thesis will be available online for public access but wish to make the full document available only by request. After the specified period of time the thesis will be available as per Open Access.	<input type="radio"/> <b>Access by Request</b> 1 year ▾
<b>Restricted Access</b>	I agree that the abstract and table of contents of my thesis will be available online for public access but do not wish to allow any access to the full document. After the specified period of time the thesis will be available as per Open Access.	<input type="radio"/> <b>Restricted Access</b> 1 year ▾
<b>No Access / Embargo</b>	I agree to deposit a digital copy of my thesis but do not wish to allow any access. My name, title of thesis and date will appear on ResearchSpace but no other details will be viewable. After the specified period of time the thesis will be available as per Open Access. I have applied to my Head of Department for an <a href="#">embargo</a> for the specified period of time.	<input type="radio"/> <b>No Access</b> 1 year ▾

If you have chosen to make your thesis available online either now or following a period of time, you must decide how you want people to use your thesis. Please choose from the following Creative Commons options:

<b>Allow commercial uses of your work?</b>	We recommend that you do not allow this. If commercial companies wish to use your thesis, they can still contact you and request permission to do so.	<input checked="" type="radio"/> <b>No</b> <input type="radio"/> <b>Yes</b>
<b>Allow modifications of your work?</b>	If you allow this, we recommend that you ensure others 'share alike' to ensure that you and others can access any derivative work.	<input checked="" type="radio"/> <b>Yes, as long as others share alike</b> <input type="radio"/> <b>Yes</b> <input type="radio"/> <b>No</b>

Or:

<b>No Creative Commons</b>	I do not choose a Creative Commons option, and limit use as permitted under the Copyright Act only.	<input type="checkbox"/> <b>No Creative Commons option</b>
----------------------------	---	--

Next >

# E-thesis deposit at Auckland

- 4 stage deposit process:
  - Verify

Verify (Step 4 of 4) x Voyager Titles x

http://deposit.library.auckland.ac.nz/theses/verify

ResearchSpace H... My ResearchSpace Thesis search NZ Research Web DropOff Box Google Sites Advanced Book Se... Other bookmarks

## Verify (Step 4 of 4)

Please check the following details are correct:

**Author:** Vanessa Newton-Wade

**Title:** Knots and quandles

**File:** 01front.pdf

**Digital Format:** I certify that the digital copy of my thesis deposited with the University is the same as the final officially approved version. Except in the circumstances set out below, no emendation of content has occurred and I recognise that minor variations in formatting may occur as a result of the conversion to digital format. *[Note: this declaration is also bound into the print copy of your thesis.]*

I understand that if my thesis is available online for public access it can be used for criticism, review, news reporting, research and private study.

- I confirm that my thesis does not contain material for which the copyright belongs to a third party.

or

- I confirm that the amounts copied fall within the limits permitted under the Copyright Act 1994.

or

- I confirm that for all third party copyright material in my thesis I have either:
  - a) obtained written permission to use the material and attach copies of each permission
  - or
  - b) removed the material from the digital copy of the thesis; fully referenced the deleted materials and, where possible, provided links to electronic sources of the material

**Use of your thesis:**

- I understand that I have chosen to make my thesis available freely online.

**Creative Commons Options:**

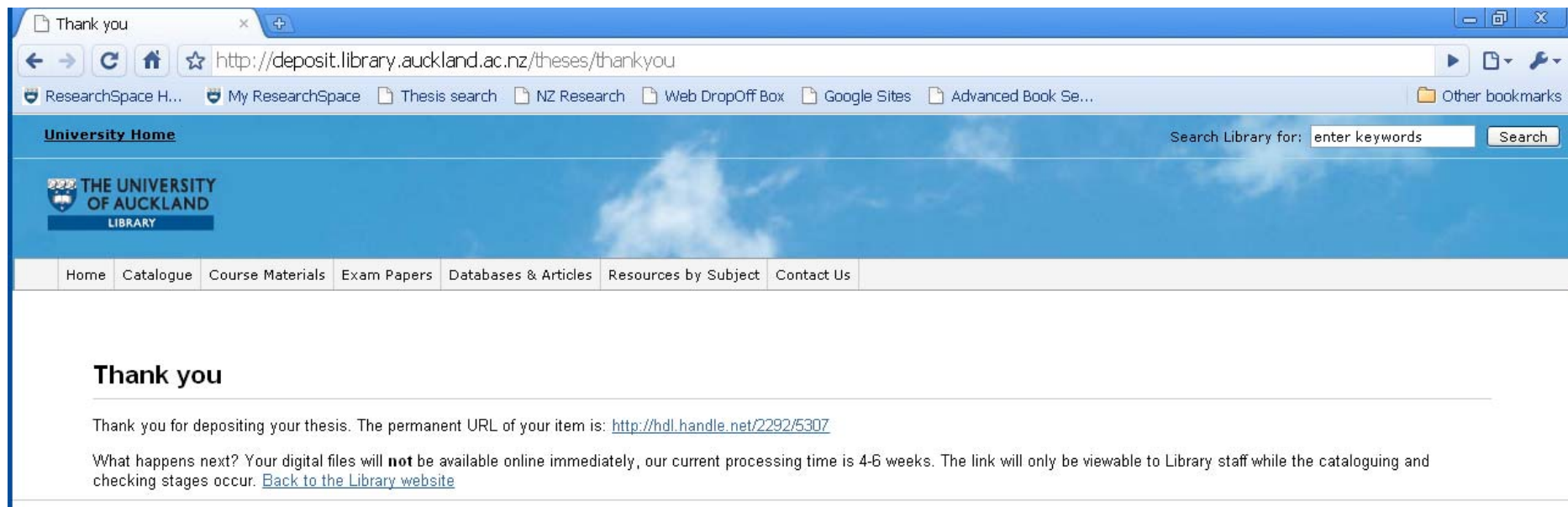
**Allow commercial uses of your work:** No

**Allow modifications of your work:** Yes, as long as others share alike

Please note: it may take a minute or two for the deposit process to complete. Do not press the button more than once. If you have any problems please email [researchspace@auckland.ac.nz](mailto:researchspace@auckland.ac.nz) quoting reference 'vnew004119676266'.

# E-thesis deposit at Auckland

- 4 stage deposit process:
  - Email receipt
  - Confirmation of handle



The screenshot shows a web browser window with the URL <http://deposit.library.auckland.ac.nz/theses/thankyou>. The page features the University of Auckland Library logo and a navigation menu with links: Home, Catalogue, Course Materials, Exam Papers, Databases & Articles, Resources by Subject, and Contact Us. A search bar is located in the top right corner.

## Thank you

Thank you for depositing your thesis. The permanent URL of your item is: <http://hdl.handle.net/2292/5307>

What happens next? Your digital files will **not** be available online immediately, our current processing time is 4-6 weeks. The link will only be viewable to Library staff while the cataloguing and checking stages occur. [Back to the Library website](#)

# E-thesis deposit at Auckland

- A custom deposit interface for a particular task



## Other uses of SWORD

- ROAD project
  - Robot-generated Open Access Data
  - Data provided by smart laboratory equipment
  - 'load test' DSpace / EPrints / Fedora
  
  - 3 deposit interfaces
    - Or
  - 1 deposit interface

## Other uses of SWORD

- CLASM project
  - Copyright Licensing Application with SWORD for Moodle
  - Manage copyright protected materials in Moodle using a repository

## Other uses of SWORD

- Facebook deposit
  - Deposit from within facebook
- Email deposit
  - Email deposit@my-university.com
  - From: Author
  - Subject: Title
  - Body: Abstract
  - File: Bitstreams

## How can I use SWORD?

- Code libraries
  - Java
  - PHP
  - Ruby
  - Python(?)
- Client toolkits
  - EasyDeposit

# EasyDeposit

- Written in PHP (low entry barrier)
- Download, edit the config file
  - Edit header / footer / CSS
- Deposit is made up of 'steps'
- Lots of out the box steps
  - LDAPLogin, Metadata, Title
  - FileUpload, Deposit, Email, Thankyou
- Designed to be easy to add custom steps
  - UOACreativeCommonsEmbargo

# EasyDeposit

- Open Source
- Stored in github
  - <http://wiki.github.com/stuartlewis/EasyDeposit/>
- Please contribute
- Ask for a demo

# Thank you

- [a.stevenson@ukoln.ac.uk](mailto:a.stevenson@ukoln.ac.uk)
- [s.lewis@auckland.ac.nz](mailto:s.lewis@auckland.ac.nz)