



Det här verket har digitaliserats vid Göteborgs universitetsbibliotek och är fritt att använda. Alla tryckta texter är OCR-tolkade till maskinläsbar text. Det betyder att du kan söka och kopiera texten från dokumentet. Vissa äldre dokument med dåligt tryck kan vara svåra att OCR-tolka korrekt vilket medför att den OCR-tolkade texten kan innehålla fel och därför bör man visuellt jämföra med verkets bilder för att avgöra vad som är riktigt.

This work has been digitized at Gothenburg University Library and is free to use. All printed texts have been OCR-processed and converted to machine readable text. This means that you can search and copy text from the document. Some early printed books are hard to OCR-process correctly and the text may contain errors, so one should always visually compare it with the images to determine what is correct.



Ödsmål, Kville sn, Bohuslän

Hällristning  
Fiskare från  
bronsåldern

Rock carving  
Bronze age  
fishermen



**MEDDELANDE från**  
**HAVSFISKELABORATORIET · LYSEKIL**

nr  
231

Hydrografiska avdelningen, Göteborg

Decade Mean Values of Temperatures  
Measured on Swedish Lightships and  
Bornö Station 1880 - 1970

Edited by  
Artur Svansson

November 1977

183

REPORT OF THE COMMISSIONERS OF THE LAND OFFICE

IN RESPONSE TO A RESOLUTION PASSED BY THE HOUSE OF REPRESENTATIVES

ON FEBRUARY 28, 1890, CONCERNING THE LANDS BELONGING TO THE STATE

AND THE MANNER OF THEIR DISPOSITION

FOR THE YEAR 1890

1891

ALBANY: J. B. LEECH, STATE PRINTER.

Decade Mean Values of Temperatures  
Measured on Swedish Lightships and  
Bornö Station 1880 - 1970

Edited by  
Artur Svansson



Some years ago decade mean values of salinities measured on Swedish lightships 1880-1970 were published (Svansson 1974). In this volume the temperatures which were measured simultaneously with the salinities have been processed in a similar manner. Most of the basic data have been published, see References.

The decade mean values and corresponding standard deviations were constructed from monthly means of individual years. The values for the period 1941-50 should be treated with some care, since many of them are based on monthly means for the later part of the period only.

An insight into long-term variations can be found in Nilsson and Svansson (1974), where much of the lightship data was used. The 30-year period 1931-60 is usually warmer than 1901-30, a fact that has been recorded all over the North Atlantic (see e.g. Smed 1952). The present results from L/V Svenska Björn show this increase (May-Nov):

	1901-30	1931-60
0 m	9.76	10.53
10 m	8.99	9.64
20 m	7.38	7.49

To illustrate the month-to-month variations as function of depth the data for the decade 1931-40 was selected for the lightships Sydosthrotten, Grundkallen, Ölandsrev and Fladen (Figures 1-4). This decade was chosen because of its good data coverage, which is explained by the presence of many mild winters without much ice cover. Note the significant difference between the temperature distribution at Fladen L/V with strongly stratified water and the corresponding distribution of the remaining 3 ships where the stratification is much weaker.

The computational work was managed by Anita Taglind. High speed computers were not used since most of the data was not punched.

## References:

- Data: 1880-1913 Svenska Hydrografisk-Biologiska Kommissionens Fyrskottsundersökning år 1923.
- 1914-1918 Svansson, 1971.
- 1919-1922 Hydrographical Department, unpublished.
- 1923-1947 Svenska Hydrografisk-Biologiska Kommissionens Fyrskottsundersökning.
- 1931-1939 Bornö: Hydrographical Department, unpublished.
- 1948-1969 Fishery Board of Sweden, Reports.
- 1970 Meddelande från Havsfiskelaboratoriet No 148.
- Koczy, F.F., 1954: Monthly average values of hydrographical observations on Swedish lightships 1923-1952. Fish. Board of Sweden, Series Hydrography, Rep. No. 5.
- Nileson, H. and A. Svansson, 1974: Long term variation of oceanographic parameters in the Baltic and adjacent waters. Meddelande fr. Havsfiskelab. no. 174.
- Svansson, A. 1971: Monthly means of observations of salinity from Swedish light-vessels 1880-1918. Meddelande fr. Havsfiskelab. no. 102.
- Svansson, A. 1974: Decade mean values of salinities measured on Swedish lightships 1880-1970. Meddelande fr. Havsfiskelab. no. 162.
- Smed, J. 1952: Variation of the Surface Temperature in the North Atlantic during 1876-1952. Conseil Permanent International pour l'Exploration de la Mer, Annales Biologiques, Vol. IX, pp. 17-21, Copenhagen.

## C O N T E N T S

	Approximate Position		Page
Bornö Station	N 58°23'	E 11°35'	66-71
Falsterborev	55°18'	12°47'	41-44
Finngrundet	61°02'	18°31'	15-19
Fladen	57°10'	11°49'	56-61
Grisbådarne	58°53'	10°50'	72-73
Grundkallen	60°30'	18°55'	20-25
Hävringe	58°33'	17°31'	35-37
Kalkgrundet	55°37'	12°53'	49-50
Kopparstenarne	58°35'	19°09'	33-34
Oscarsgrundet	55°35'	12°51'	45-48
Svenska Björn	59°35'	19°47'	26-32
Svinbådan	56°10'	12°31'	51-55
Sydostbrodden	63°19'	20°10'	9-14
Vinga	57°34'	11°36'	62-65
Ölands Rev	56°07'	16°34'	38-40
Figures 1-4			4-7
Map			8



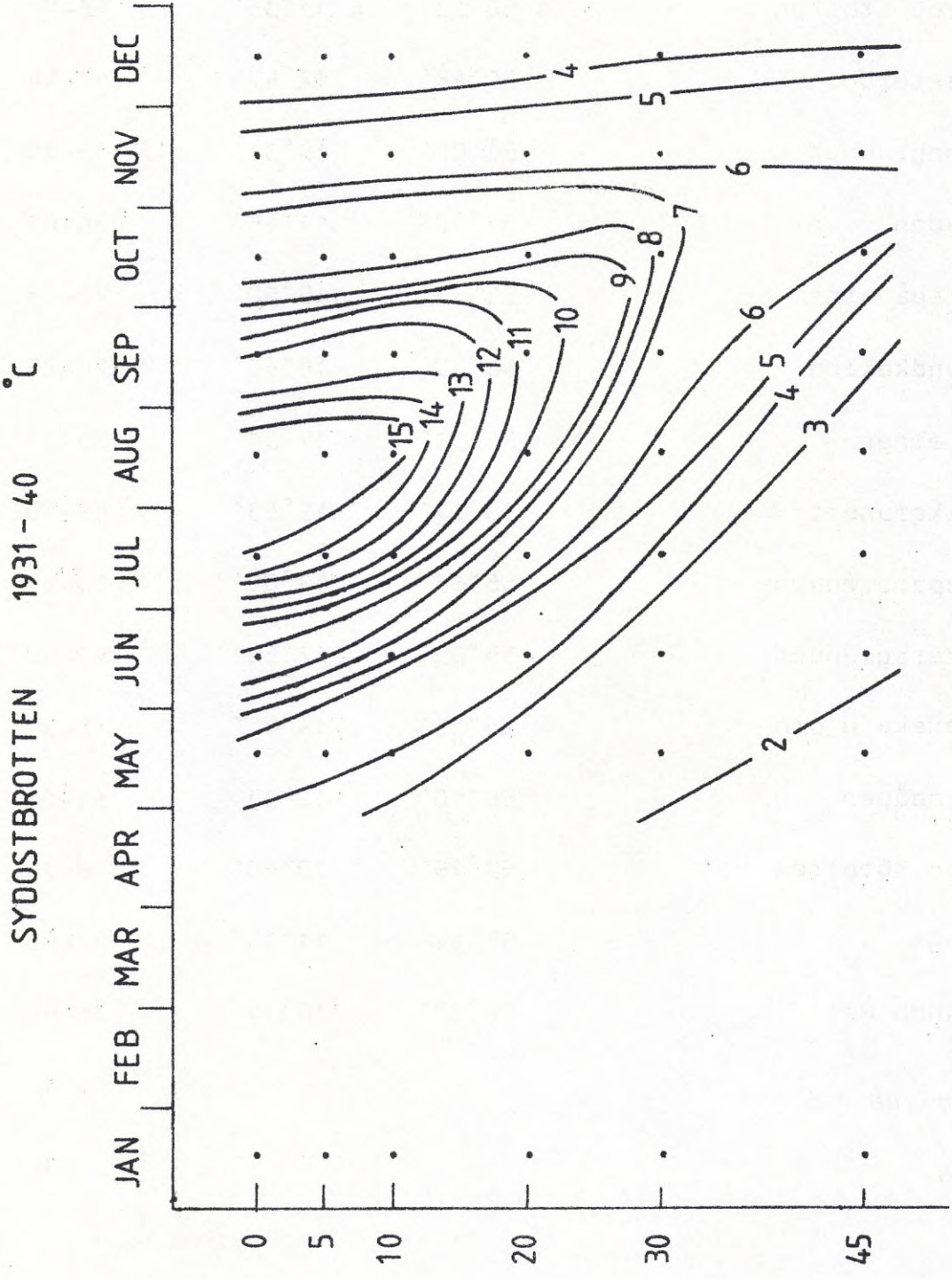


Fig. 1

GRUNDKALLEN 1931 - 40 °C

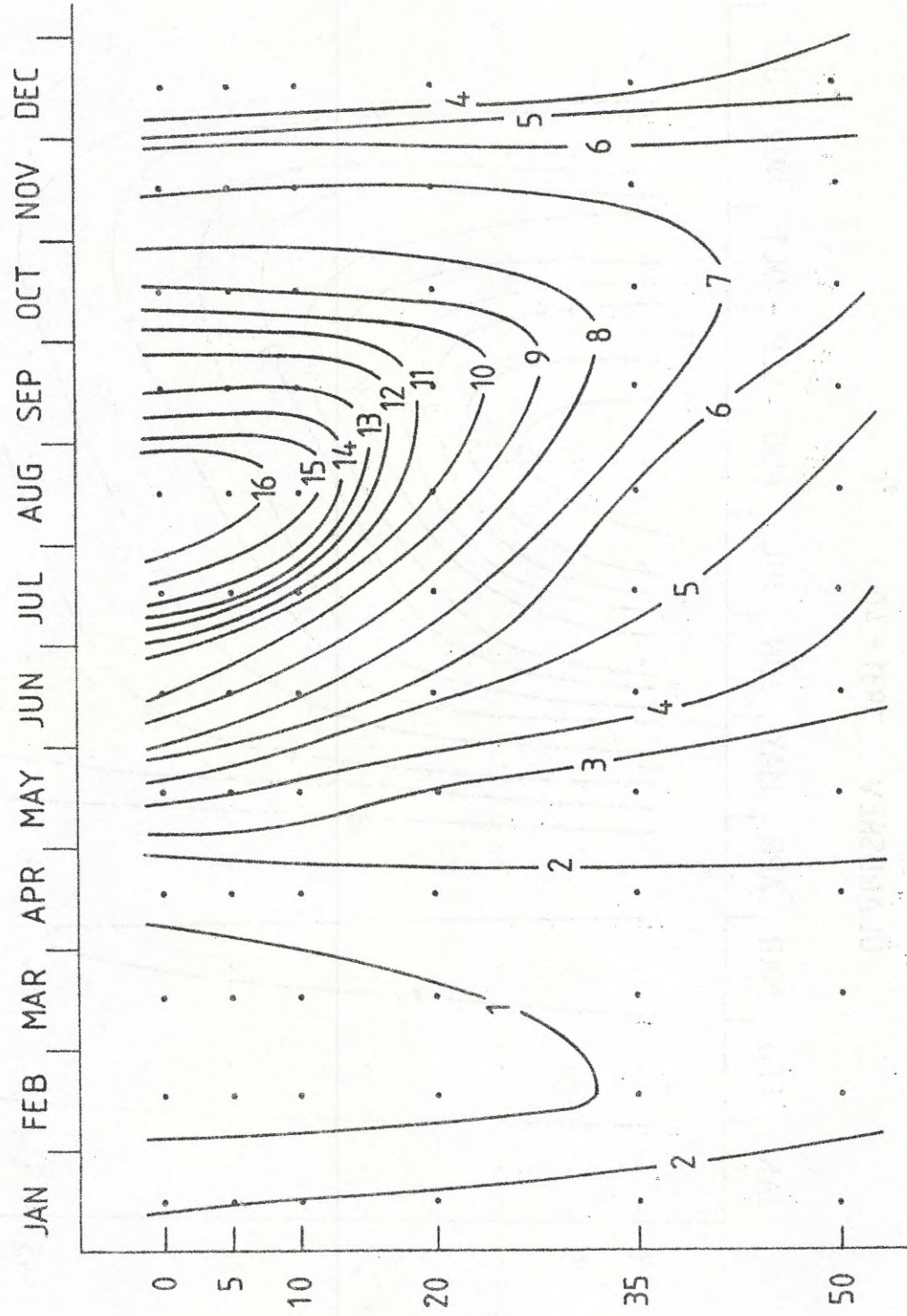


Fig. 2

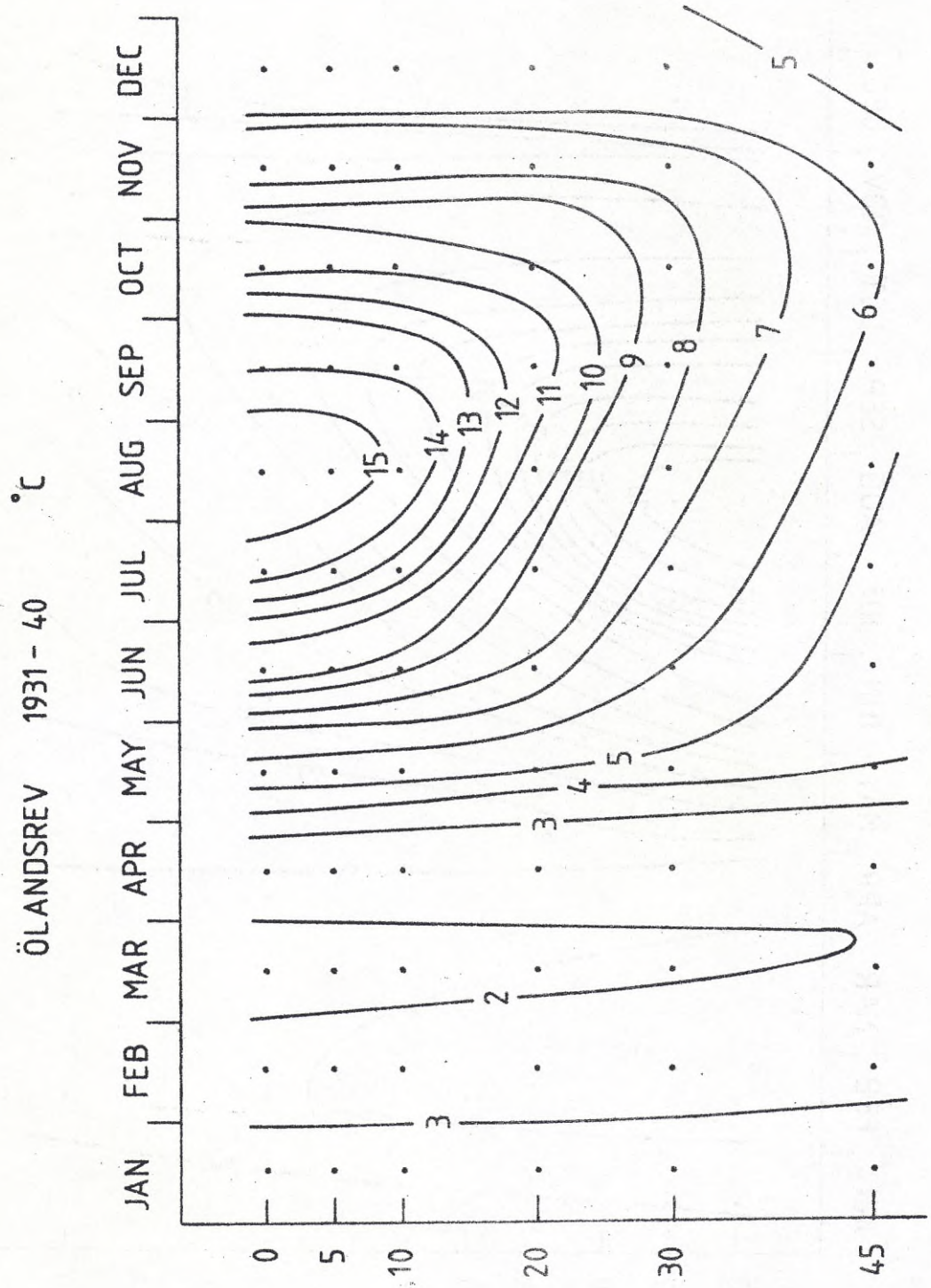


Fig. 3

FLADEN 1931-40 °C

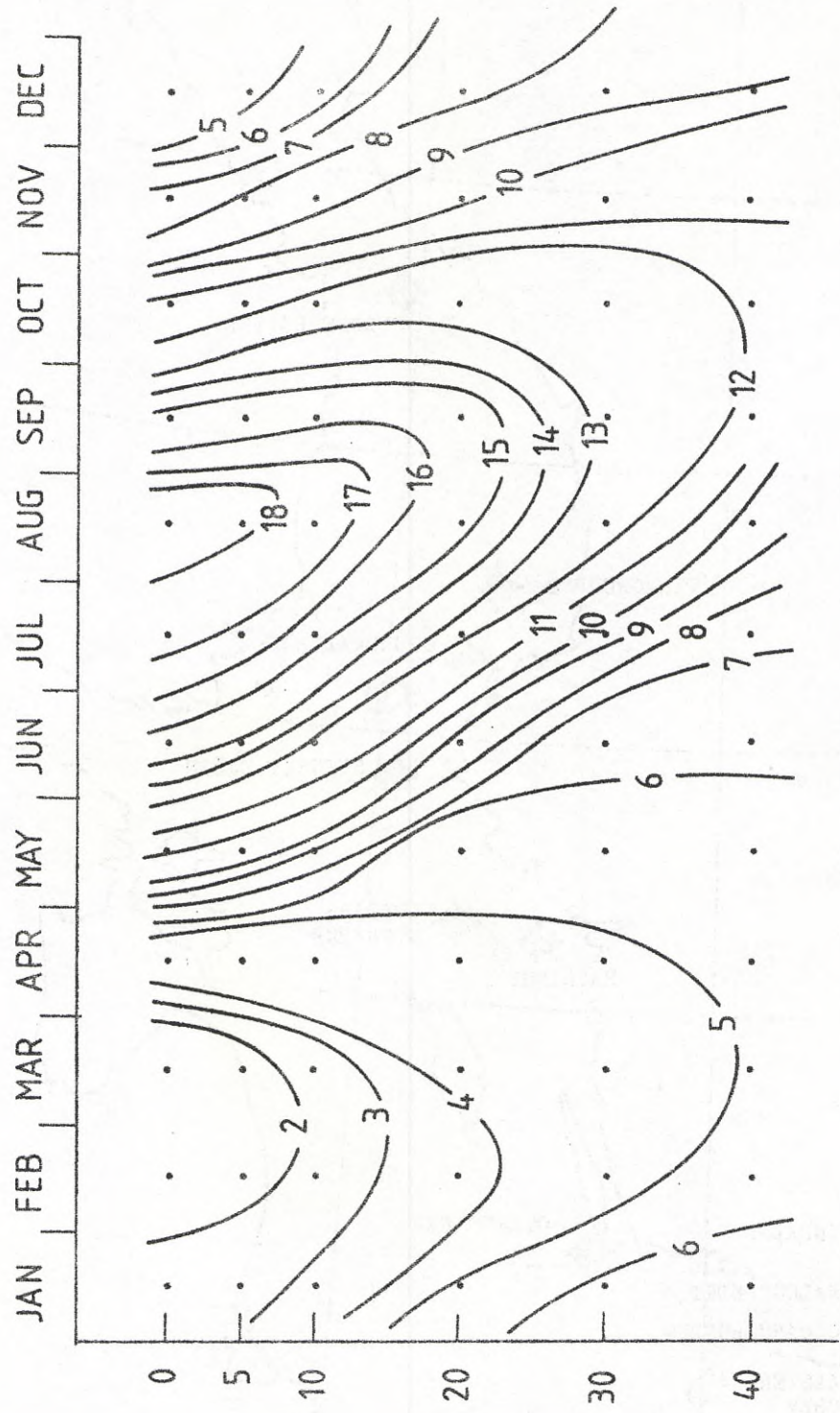


FIG. 4

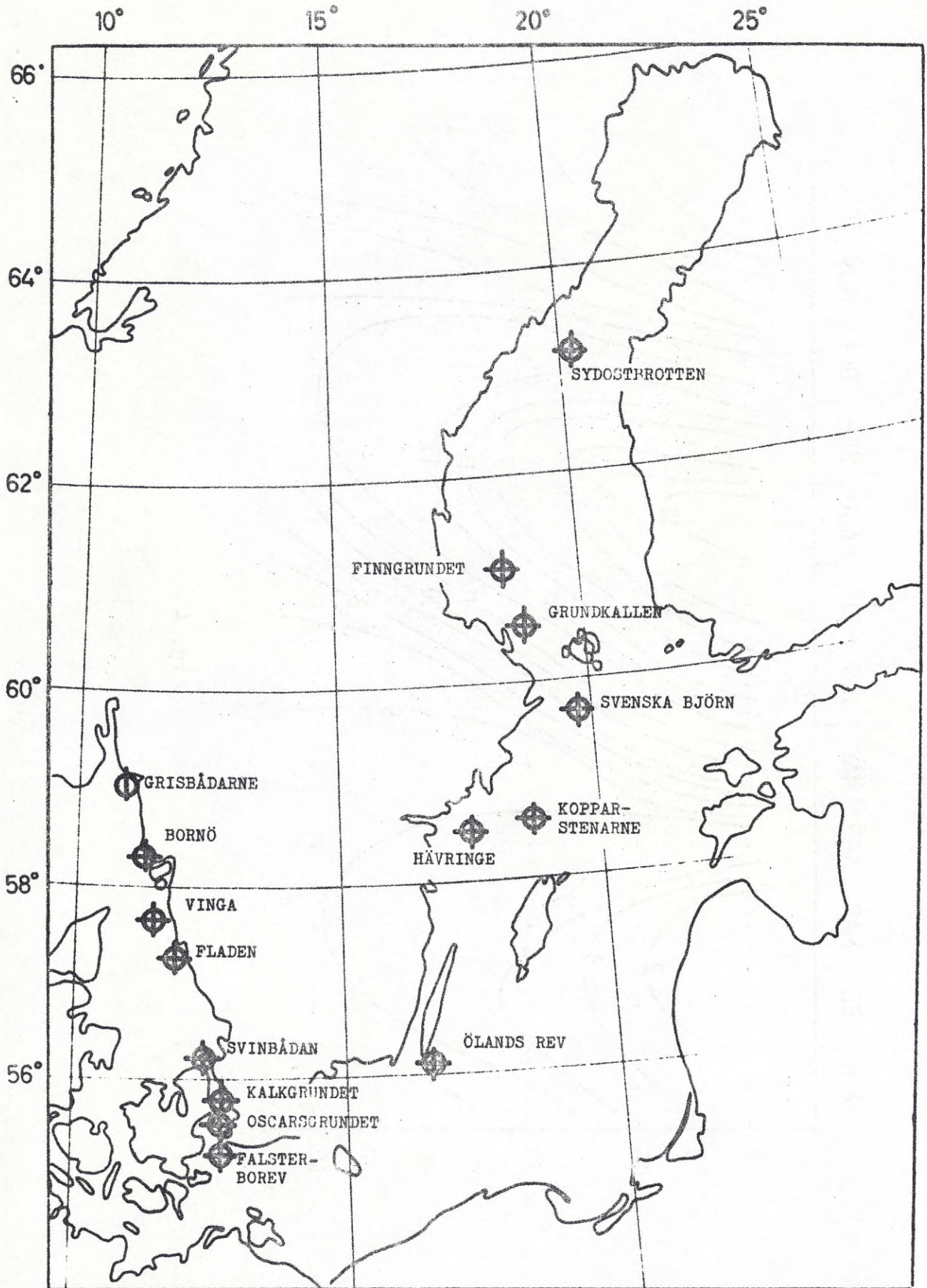


Fig. 5

Sydostbrotten 0 m

	J	F	M	A	M	J	J	A	S	O	N	D	Year	May - Nov
1881 - 1890						8.19	12.19	13.64	11.32	7.69				
Standard deviation						1.47	1.41	1.69	1.42	1.61				
1891 - 1900						7.95	13.61	13.66	10.66	7.63				
Standard deviation						1.60	1.54	1.80	1.32	1.28				
1901 - 1910						8.45	12.31	13.33	11.21	7.50	5.43			
Standard deviation						1.87	1.64	1.43	0.80	1.54	1.45			
1911 - 1920						8.30	13.85	14.40	11.16	6.63	4.33			
Standard deviation						1.26	1.59	1.06	0.93	0.82	0.93			
1921 - 1930						7.71	13.59	14.71	11.30	7.03	3.84			
Standard deviation						1.84	2.03	1.49	1.66	1.76	1.62			
1931 - 1940	2.06					4.46	8.68	14.31	15.92	12.20	5.29	3.25		10.01
Standard deviation	0.68					1.17	1.67	1.02	1.51	1.79	1.66	1.05		1.16
1941 - 1950						4.56	8.55	14.56	15.38	12.33	4.48	3.20		10.23
Standard deviation						0.83	1.39	0.96	1.10	1.53	1.42	1.15		0.64
1951 - 1960						8.82	13.88	15.01	11.89	7.64	4.72	2.59		
Standard deviation						1.00	1.13	0.89	1.77	1.28	1.35	0.90		
1901 - 1930						8.15	13.21	14.13	11.23	7.08	4.52			
1931 - 1960						8.40	13.76	15.44	12.13	7.76	4.84	3.02		

## Sydostbrotten 5 m

	J	F	M	A	M	J	J	A	S	O	N	D	Year	May - Nov
1921 - 1930						6.98	12.64	14.58	11.14	7.23	4.28			
Standard deviation						1.54	2.03	1.49	1.52	1.80	1.64			
1931 - 1940	2.10		4.18	7.84	13.60	15.79	12.25	7.94	5.38	3.30			9.78	
Standard deviation	0.72		0.95	1.31	1.06	1.50	1.79	2.04	1.63	0.99			1.14	
1941 - 1950			4.34	7.79	13.74	15.06	12.38	7.70	4.61	3.68			9.93	
Standard deviation			0.79	1.31	0.98	1.02	0.94	1.46	1.41	1.12			0.72	
1951 - 1960			8.26	13.23	14.84	11.85	7.70	4.53	2.93					
Standard deviation			1.07	1.04	0.89	2.03	1.32	1.31	0.61					
1931 - 1960			7.97	13.52	15.23	12.17	7.78	4.86	3.29					

Sydostbrodden 10 m

	J	F	M	A	M	J	J	A	S	O	N	D	Year	May- Nov
1881 - 1890						6.77	10.80	12.83	11.22	7.70				
Standard deviation						1.66	1.54	1.89	1.64	1.64				
1891 - 1900						6.93	11.99	13.25	10.69	7.67				
Standard deviation						1.41	2.33	2.17	1.30	1.32				
1901 - 1910						6.75	10.30	12.27	11.12	7.51	5.68			
Standard deviation						1.47	1.22	1.75	0.82	1.51	1.48			
1911 - 1920						6.43	11.64	13.58	11.10	6.84	4.70			
Standard deviation						1.18	0.63	1.60	1.05	1.48	1.18			
1921 - 1930						5.98	10.57	13.96	11.40	7.22	4.15			
Standard deviation						2.00	2.37	1.53	1.75	1.69	1.56			
1931 - 1940	2.16					6.53	11.49	15.20	12.22	7.96	5.46	3.39		9.15
Standard deviation	0.69					1.12	1.68	1.83	1.83	2.08	1.64	1.00		1.23
1941 - 1950						6.53	11.52	13.89	12.26	7.73	4.68	3.80		9.13
Standard deviation						1.01	1.43	1.98	0.86	1.50	1.43	1.06		0.81
1951 - 1960						6.98	11.43	13.63	11.74	7.70	4.67	3.03		
Standard deviation						1.07	1.79	1.23	2.15	1.47	1.27	0.70		
1901 - 1930						6.40	10.78	13.25	11.21	7.21	4.83			
1931 - 1960						6.69	11.48	13.79	12.09	7.80	4.95	3.39		



## Sydostbrotten 20 m

	J	F	M	A	M	J	J	A	S	O	N	D	Year	May - Nov
1881 - 1890						3.96	6.73	9.44	10.64	7.73				
Standard deviation						0.73	1.55	2.50	2.34	1.76				
1891 - 1900						4.15	6.70	9.45	10.27	7.71				
Standard deviation						1.00	1.61	2.43	1.70	1.37				
1901 - 1910						3.88	6.01	7.42	9.85	7.13	5.82			
Standard deviation						1.78	1.58	2.31	0.96	1.47	1.55			
1911 - 1920						4.11	6.54	9.15	8.94	6.70	4.38			
Standard deviation						0.75	1.43	3.12	1.94	1.18	2.71			
1921 - 1930						3.88	6.18	8.24	9.02	7.09	4.35			
Standard deviation						1.05	2.41	2.46	2.73	1.87	1.55			
1931 - 1940	2.38				2.51	4.58	6.41	9.65	10.48	7.86	5.65	3.60		6.90
Standard deviation	0.63				0.63	1.52	2.11	2.81	2.22	2.19	1.67	0.96		1.06
1941 - 1950					2.63	4.15	6.10	6.49	9.92	7.63	4.84	4.00		6.23
Standard deviation					0.39	1.24	1.03	1.76	1.57	1.69	1.46	1.09		0.86
1951 - 1960					3.82	6.03	7.51	8.70	7.30	4.77	3.20			
Standard deviation					1.12	2.40	2.97	3.76	1.81	1.33	0.71			
1901 - 1930					4.06	6.22	8.21	9.29	6.99	5.03				
1931 - 1960					4.17	6.18	7.93	9.77	7.60	5.11				3.58

Sydostbrodden 30 m

	J	F	M	A	M	J	J	A	S	O	N	D	Year	May - Nov
1921 - 1930						2.51	3.13	4.11	5.26	6.61	4.64			
Standard deviation						0.44	0.72	1.27	2.47	2.61	1.85			
1931 - 1940	2.68				2.05	2.66	3.76	5.04	6.13	7.31	5.74	3.76		4.79
Standard deviation	0.47				0.66	0.29	0.29	1.23	1.45	2.59	1.73	0.94		0.71
1941 - 1950					2.00	2.61	3.08	3.46	5.53	6.81	4.88	4.15		4.21
Standard deviation					0.39	0.79	0.73	0.81	1.14	2.21	1.58	1.20		0.89
1951 - 1960						2.08	3.04	3.99	5.78	5.80	4.84	3.36		
Standard deviation						0.64	1.33	2.14	3.15	2.04	1.33	0.75		
1931 - 1960						2.44	3.30	4.19	5.83	6.63	5.18	3.74		

Sydostbrodden 40 m

1941 - 1950						2.01	2.33	2.73	3.70	6.30	5.07	4.22		
Standard deviation						0.31	0.31	0.30	0.91	2.57	1.80	1.11		
1951 - 1960						1.72	2.09	3.00	3.99	4.60	4.73	3.56		
Standard deviation						0.41	0.60	1.73	1.74	2.02	1.41	0.62		

## Sydostbrodden 45 m

	J	F	M	A	M	J	J	A	S	O	N	D	Year	May - Nov
1881 - 1890						3.01	2.93	3.53	4.82	5.59				
Standard deviation						2.14	1.68	1.63	1.49	2.18				
1891 - 1900						1.55	1.86	2.46	4.19	6.29				
Standard deviation						0.25	0.21	0.71	1.61	2.14				
1901 - 1910						1.80	2.22	2.47	3.97	4.86	5.63			
Standard deviation						0.53	0.51	0.44	1.99	1.93	1.80			
1911 - 1920						2.37	2.60	3.40	3.39	4.19	5.07			
Standard deviation						0.25	0.45	1.07	0.37	1.03	1.14			
1921 - 1930						2.07	2.24	2.54	4.37	5.24	4.42			
Standard deviation						0.65	0.71	0.76	2.33	2.55	1.52			
1931 - 1940	2.76					1.91	2.10	2.92	3.56	6.14	5.67	3.94		3.62
Standard deviation	0.41					0.68	0.32	0.56	0.77	2.54	1.82	0.84		0.65
1901 - 1930						2.05	2.34	2.76	3.95	4.80	5.02			

Finngrundet O m

	J	F	M	A	M	J	J	A	S	O	N	D	Year	May- Nov
1881 - 1890						6.58	11.44	13.13	11.56	8.09	4.91			8.96
Standard deviation						1.37	1.34	1.58	0.96	0.90	0.85			0.75
1891 - 1900						6.93	12.83	14.07	11.11	7.94	4.73			9.15
Standard deviation						1.44	2.02	1.22	0.82	0.64	0.62			0.55
1901 - 1910						6.94	11.52	13.45	11.39	8.47	5.19			8.72
Standard deviation						1.86	2.18	1.77	1.30	1.36	0.89			0.81
1911 - 1920						7.03	13.69	13.81	11.68	7.87	5.11	2.87		9.30
Standard deviation						1.32	1.73	1.72	1.22	0.88	0.85	0.81		0.55
1921 - 1930	1.51			1.36		6.73	13.37	15.18	11.51	7.48	4.60	2.70		9.02
Standard deviation	0.64			0.48		1.65	2.69	2.32	1.51	0.93	0.86	0.81		0.94
1931 - 1940	1.88	0.86				7.61	14.05	15.87	12.04	8.25	5.56	3.44		9.57
Standard deviation	0.42	0.35				1.30	1.69	1.52	1.87	0.91	0.56	0.45		0.78
1941 - 1950	1.30					7.00	13.72	15.53	13.25	8.40	5.06	3.00		9.55
Standard deviation	0.28					1.14	1.17	1.23	1.00	0.61	0.78	0.62		0.36
1951 - 1960	1.22					7.77	13.64	15.05	12.11	8.15	5.35	3.01		9.58
Standard deviation	0.45					1.38	1.01	1.15	1.38	1.37	0.92	0.73		0.56
1961 - 1970	1.26					8.20	13.55	14.04	12.15	8.10	5.16	2.70		9.75
Standard deviation	0.17					0.94	1.26	1.11	1.59	1.54	0.75	0.37		0.48
1901 - 1930						6.90	12.84	14.11	11.53	7.96	4.98			9.01
1931 - 1960	1.48					7.53	13.82	15.48	12.35	8.25	5.34	3.15		9.57

## Finngrundet 5 m

	J	F	M	A	M	J	J	A	S	O	N	D	Year	May - Nov
1881 - 1890					3.08	6.26	11.12	13.01	11.58	8.12	4.94			8.70
Standard deviation					0.55	1.12	1.33	1.64	0.97	0.88	0.84			0.93
1891 - 1900					3.50	6.58	12.42	13.94	11.06	7.90	4.75			9.00
Standard deviation					0.61	1.40	1.99	1.33	0.85	0.59	0.60			0.51
1901 - 1910					2.88	6.47	10.96	13.06	11.27	8.29	5.06			8.42
Standard deviation					0.57	1.74	2.25	1.84	1.32	1.34	0.89			0.89
1911 - 1920					3.30	6.85	13.22	14.15	11.37	7.94	5.12	2.80		9.29
Standard deviation					0.41	1.34	1.92	1.63	0.99	0.98	0.96	0.88		0.87
1921 - 1930	1.60			1.36	3.31	6.60	12.67	14.74	11.72	7.54	4.67	2.78		8.87
Standard deviation	0.62			0.54	1.12	1.79	2.24	1.66	1.04	0.95	0.83	0.79		0.77
1931 - 1940	1.87	0.84			2.91	7.05	13.69	15.68	12.09	8.27	5.59	3.46		9.43
Standard deviation	0.41	0.35			0.55	0.85	1.72	1.49	1.90	0.89	0.58	0.40		0.71
1941 - 1950	1.34				3.16	6.65	13.15	15.50	13.42	8.41	5.10	3.03		9.41
Standard deviation	3.32				0.26	1.01	1.03	1.17	0.87	0.65	0.75	0.57		0.51
1951 - 1960	1.25				2.83	7.32	13.15	14.84	12.00	8.25	5.40	3.03		9.40
Standard deviation	0.44				0.79	1.14	1.04	1.15	1.35	1.39	0.93	0.73		0.62
1961 - 1970	1.26				2.68	7.42	12.91	13.83	12.14	8.14	5.29	2.84		9.45
Standard deviation	0.51				0.54	0.74	1.32	1.12	1.55	1.53	0.76	0.35		0.50
1901 - 1930					3.14	6.64	12.27	13.96	11.44	7.94	4.96			8.86
1931 - 1960	1.50				2.94	7.06	13.36	15.32	12.36	8.30	5.38	3.17		9.41

Finngrundet 10 m

	J	F	M	A	M	J	J	A	S	O	N	D	Year	May- Nov
1881 - 1890					3.07	5.70	9.87	12.59	11.33	8.11	4.94			8.30
Standard deviation					0.51	1.09	1.24	1.53	1.14	0.88	0.84			0.98
1891 - 1900					3.36	5.78	10.50	13.58	11.06	7.88	4.80			8.51
Standard deviation					0.57	1.09	1.51	1.22	0.87	0.62	0.56			0.55
1901 - 1910					2.83	6.02	9.85	12.60	11.21	8.40	5.07			8.13
Standard deviation					0.52	1.46	2.04	2.05	1.30	1.37	0.90			0.82
1911 - 1920					3.14	6.29	10.88	12.97	11.36	7.93	5.12	2.77		8.62
Standard deviation					0.35	1.11	1.94	1.56	1.10	0.98	0.96	0.89		0.97
1921 - 1930	1.60			1.34	3.24	6.15	11.27	13.92	11.64	7.54	4.67	2.81		8.45
Standard deviation	0.11			0.52	1.12	1.68	1.82	1.14	1.09	0.95	0.83	0.77		0.72
1931 - 1940	1.84	0.83			2.89	6.31	11.99	14.82	12.01	8.26	5.60	3.47		8.95
Standard deviation	0.44	0.33			0.52	0.60	1.35	1.04	1.90	0.91	0.57	0.39		0.67
1941 - 1950	1.36				3.12	5.87	10.72	14.42	13.28	8.40	5.10	3.01		8.71
Standard deviation	0.34				0.29	0.88	0.83	0.50	1.00	0.64	0.75	0.58		0.48
1951 - 1960	1.28				2.73	6.64	11.90	14.13	11.79	8.14	5.38	3.02		8.94
Standard deviation	0.45				0.70	0.96	1.35	1.49	1.40	1.39	0.93	0.72		0.55
1961 - 1970	1.30				2.60	6.14	11.34	13.38	11.94	8.08	5.26	2.89		8.89
Standard deviation	0.48				0.57	1.30	1.45	1.15	1.60	1.54	0.79	0.26		0.62
1901 - 1930					3.06	6.15	10.64	13.14	11.40	7.97	4.96			8.40
1931 - 1960	1.51				2.89	6.33	11.66	14.46	12.22	8.25	5.38	3.17		8.89

## Finngrundet 15 m

	J	F	M	A	M	J	J	A	S	O	N	D	Year	May- Nov
1951 - 1960	1.31				2.66	5.96	9.34	12.08	11.04	8.07	5.37	3.02		7.92
Standard deviation	0.45				0.71	0.92	1.30	2.35	1.59	1.38	0.92	0.71		1.51
1961 - 1970	1.34				2.52	5.18	8.59	10.58	10.81	7.96	5.26	2.90		7.66
Standard deviation	0.48				0.52	1.24	2.70	2.17	1.78	1.60	0.82	0.32		1.01

## Finngrundet 20 m

1881 - 1890					2.90	4.72	6.74	8.86	10.03	7.83	4.93			6.87
Standard deviation					0.48	0.60	1.17	0.93	1.41	0.71	0.82			0.59
1891 - 1900						4.44	5.97	9.02	10.15	7.78	4.69			
Standard deviation						0.62	0.61	1.26	1.21	0.69	0.60			
1901 - 1910					2.73	4.62	6.51	9.68	10.25	8.00	5.04			6.78
Standard deviation					0.39	0.78	0.96	2.15	1.33	1.29	0.91			0.68
1911 - 1920					2.92	4.71	6.46	8.88	10.75	7.89	5.14	2.77		6.95
Standard deviation					0.40	0.71	1.31	1.92	1.41	1.00	0.96	0.89		0.77
1921 - 1930	1.61			1.34	3.08	5.20	7.14	9.13	10.07	7.38	4.69	2.81		6.72
Standard deviation	0.60			0.52	0.95	1.55	1.44	1.87	1.51	1.18	0.86	0.76		0.96

Finngrundet 20 m

	J	F	M	A	M	J	J	A	S	O	N	D	Year	May - Nov
1931 - 1940	1.87	0.84			2.77	5.07	6.93	8.58	9.90	7.94	5.57	3.46		6.73
Standard deviation	0.40	0.35			0.45	0.55	1.71	2.34	2.03	1.02	0.60	0.40		0.87
1941 - 1950	1.34				2.96	4.93	6.00	7.28	10.22	8.29	5.05	3.00		6.13
Standard deviation	0.33				0.28	0.64	1.34	2.12	1.84	0.59	0.76	0.56		1.16
1951 - 1960	1.35				2.57	5.21	6.71	6.74	8.81	7.61	5.34	3.05		6.60
Standard deviation	0.42				0.70	1.09	1.45	2.76	1.96	1.41	0.92	0.71		1.11
1961 - 1970	1.36				2.42	4.38	5.65	7.04	8.74	7.75	5.21	2.90		6.15
Standard deviation	0.45				0.51	1.15	2.17	2.39	2.48	1.54	0.79	0.32		1.11
1901 - 1930					2.90	4.84	6.69	9.23	10.37	7.77	4.97			6.82
1931 - 1960	1.54				2.75	5.09	6.63	8.34	9.55	7.91	5.34	3.17		6.54

Finngrundet 30 m

1951 - 1960	1.37				2.46	3.98	4.54	5.71	5.43	6.16	5.14	3.08		4.87
Standard deviation	0.41				0.65	1.15	1.07	2.54	2.16	1.28	0.95	0.71		1.15
1961 - 1970	1.40				1.98	3.40	3.58	3.79	4.89	6.48	5.06	2.53		4.35
Standard deviation	0.43				1.41	1.01	1.30	1.17	1.86	1.39	0.77	1.48		0.83



## Grundkallen O m

	J	F	M	A	M	J	J	A	S	O	N	D	Year	May- Nov
1881 - 1890					3.05	7.47	12.41	13.92	12.04	8.71	5.54			9.57
Standard deviation					0.44	1.71	1.49	1.50	0.89	0.74	0.84			0.82
1891 - 1900					3.53	7.84	13.90	14.45	11.59	8.62	5.26			9.58
Standard deviation					0.67	1.83	1.92	1.27	0.71	0.80	0.71			0.41
1901 - 1910					3.20	7.47	12.38	14.03	12.00	9.20	5.65			9.29
Standard deviation					0.29	1.77	2.22	1.52	1.10	1.06	0.91			0.74
1911 - 1920					2.90	7.45	14.13	14.66	12.10	8.59	5.60	2.80		9.45
Standard deviation					0.79	1.43	1.79	0.87	0.81	0.82	0.96	1.28		0.84
1921 - 1930	1.09	0.98	0.98	0.98	3.20	7.26	13.53	14.99	12.06	8.09	5.02	2.86		9.19
Standard deviation	0.91	0.46	0.46	0.46	1.16	1.48	2.45	1.62	1.06	0.64	1.01	1.07		0.87
1931 - 1940	2.00	0.80	0.68	1.13	3.29	8.58	14.40	16.38	12.81	8.89	6.20	3.89		10.08
Standard deviation	0.54	0.25	0.39	0.46	1.01	1.55	2.12	1.64	1.77	1.02	0.50	0.58		0.84
1941 - 1950					3.68	8.62	14.72	16.08	13.88	9.18	5.86	3.80		10.29
Standard deviation					0.61	0.60	0.96	1.15	0.69	0.84	0.64	0.13		0.26
1951 - 1960	1.20				3.17	7.98	14.16	15.55	12.95	8.88	5.83	3.26		10.12
Standard deviation	0.33				1.02	1.51	0.98	1.39	1.22	1.42	1.11	0.84		0.85
1901 - 1930					3.10	7.39	13.35	14.56	12.05	8.63	5.42			9.31
1931 - 1960					3.34	8.37	14.39	16.01	13.10	8.56	5.99	3.61		10.14

Grundkallen 5 m

	J	F	M	A	M	J	J	A	S	O	N	D	Year	May- Nov
1921 - 1930	1.20			0.90	2.82	6.64	12.88	14.98	12.08	8.08	5.09	2.90		9.32
Standard deviation	0.99			0.57	0.84	1.47	2.25	1.47	1.08	0.64	1.14	1.17		0.76
1931 - 1940	2.01	0.80	0.70	1.09	3.20	7.79	14.00	16.11	12.78	8.94	6.27	3.73		9.87
Standard deviation	0.57	0.25	0.34	0.45	0.99	1.18	1.95	1.63	1.81	1.04	0.46	0.91		0.85
1941 - 1950					3.46	7.94	13.86	16.04	13.82	9.22	6.06	3.80		10.06
Standard deviation					0.67	0.68	0.70	1.11	0.76	0.79	0.55	0.13		0.26
1951 - 1960	1.27				3.07	7.38	13.55	15.36	12.90	8.88	5.90	3.35		9.88
Standard deviation	0.39				0.92	1.24	0.94	1.47	1.30	1.39	1.17	0.84		0.85
1931 - 1960					3.22	7.67	13.80	15.82	13.06	8.98	6.09	3.60		9.92

Grundkallen 10 m

1881 - 1890					2.93	6.20	10.46	13.56	11.95	8.71	5.58			9.00
Standard deviation					0.45	1.42	1.48	1.60	0.91	0.74	0.86			0.74
1891 - 1900					3.04	5.91	10.22	13.28	11.49	8.54	5.36			8.64
Standard deviation					0.48	1.10	1.44	0.78	0.73	0.62	0.77			0.56
1901 - 1910					2.99	6.13	10.25	13.33	11.59	8.76	5.66			8.52
Standard deviation					0.36	1.37	2.06	1.90	1.37	1.31	0.78			0.89

## Grundkallen 10 m

	J	F	M	A	M	J	J	A	S	O	N	D	Year	May- Nov
1911 - 1920					2.71	5.79	9.48	12.77	12.06	8.62	5.63	2.90		8.25
Standard deviation					0.72	0.91	1.53	2.08	0.85	0.81	0.95	1.28		0.92
1921 - 1930	1.33			1.00	2.99	5.75	10.05	13.78	11.89	8.11	4.99	2.91		8.36
Standard deviation	0.85			0.56	1.06	1.42	1.90	1.61	1.10	0.64	0.95	1.04		0.84
1931 - 1940	2.03	0.83	0.72	1.08	3.07	6.38	11.53	15.32	12.67	8.93	6.27	3.32	6.32	9.36
Standard deviation	0.57	0.28	0.39	0.44	0.97	0.91	1.66	1.52	1.80	1.03	0.46	1.96	0.50	1.21
1941 - 1950					3.24	6.70	11.86	14.98	13.82	9.27	6.08	3.80		9.46
Standard deviation					0.69	1.08	0.52	0.62	0.63	0.14	0.52	0.13		0.37
1951 - 1960	1.30				2.89	6.54	11.76	14.83	12.80	8.88	5.94	3.27		9.34
Standard deviation	0.40				0.82	0.92	1.24	1.44	1.25	1.40	1.16	0.82		0.71
1901 - 1930					2.89	5.89	9.93	13.29	11.85	8.50	5.43			8.38
1931 - 1960					3.05	6.51	11.69	15.06	12.98	8.98	6.10	3.56		9.38

## Grundkallen 15 m

1951 - 1960	1.31				2.73	5.53	9.58	12.91	12.19	8.74	5.93	3.27		8.43
Standard deviation	0.40				0.71	0.42	1.25	1.19	1.04	1.48	1.10	0.82		0.52

Grundkallen 20 m

	J	F	M	A	M	J	J	A	S	O	N	D	Year	May- Nov
1881 - 1890					2.65	4.61	6.83	9.47	10.85	8.61	5.68			7.31
Standard deviation					0.36	0.73	1.46	1.90	0.85	0.59	0.88			0.48
1891 - 1900					2.66	4.39	6.52	8.86	10.62	8.49	5.45			6.94
Standard deviation					0.35	0.77	1.22	1.84	0.88	0.56	0.77			0.60
1901 - 1910					2.66	4.88	7.86	10.87	11.02	8.95	5.70			7.46
Standard deviation					0.37	1.01	1.65	1.51	1.74	1.13	0.81			1.24
1911 - 1920					2.43	4.42	6.16	9.86	11.52	8.61	5.60	3.01		7.00
Standard deviation					0.46	0.62	1.40	2.70	1.02	0.81	0.94	1.33		0.84
1921 - 1930	1.41			1.00	2.56	4.86	6.99	9.83	10.35	7.83	5.11	2.95		6.88
Standard deviation	0.79			0.56	0.86	1.86	2.13	2.90	1.97	1.11	1.05	1.04		1.41
1931 - 1940	2.09	0.90	0.86	1.06	2.80	4.98	7.17	9.90	10.84	8.76	6.30	3.81	5.15	7.25
Standard deviation	0.55	0.25	0.40	0.47	0.80	0.92	1.21	2.02	1.53	0.98	0.51	0.97	0.40	0.86
1941 - 1950					2.88	4.86	7.48	9.52	10.42	9.22	6.12	3.84		7.22
Standard deviation					0.60	0.71	1.34	1.48	1.94	0.79	0.51	0.14		0.70
1951 - 1960	1.37				2.53	4.71	7.03	9.14	10.68	8.61	5.94	3.30		7.08
Standard deviation	0.36				0.60	0.51	1.03	1.18	0.47	1.45	1.12	0.83		0.52
1901 - 1930					2.55	4.72	7.00	10.19	10.96	8.46	5.47			7.11
1931 - 1960					2.73	4.85	7.19	9.54	10.69	8.81	6.13	3.61		7.18

## Grundkallen 30 m

	J	F	M	A	M	J	J	A	S	O	N	D	Year	May- Nov
1951 - 1960	1.50				2.29	3.84	4.78	5.54	7.11	7.45	5.80	3.40		5.28
Standard deviation	0.33				0.48	0.33	0.54	0.78	1.40	1.23	1.04	0.85		0.47

## Grundkallen 35 m

1921 - 1930	1.62			0.88	2.32	3.88	5.34	6.59	7.83	7.13	5.18	3.19		5.55
Standard deviation	1.23			0.52	0.67	1.06	1.52	2.41	1.81	1.36	1.12	1.15		1.21
1931 - 1940	2.37	1.22	1.12	1.08	2.38	4.06	5.10	5.59	7.70	7.64	6.32	3.94	4.18	5.55
Standard deviation	0.53	0.35	0.57	0.48	0.47	0.64	1.01	1.01	1.43	1.24	0.59	1.03	0.32	0.36

## Grundkallen 40 m

1951 - 1960	1.67			2.07	3.28	3.94	4.25	5.35	6.26	5.50	3.57			4.39
Standard deviation	0.33			0.54	0.41	0.62	0.31	1.17	1.37	1.11	0.94			0.50

Grundkallen 50 m

	J	F	M	A	M	J	J	A	S	O	N	D	Year	May - Nov
1881 - 1890					2.43	3.61	4.39	5.22	5.87	6.87	5.60			4.97
Standard deviation					0.46	0.88	1.05	1.30	1.17	1.31	0.90			0.62
1891 - 1900					2.11	3.03	3.80	4.65	5.84	6.20	5.30			4.49
Standard deviation					0.38	0.74	0.74	0.77	0.93	0.89	0.67			0.47
1901 - 1910					2.28	3.53	5.30	5.63	6.14	6.58	5.44			5.04
Standard deviation					0.28	0.72	1.62	0.85	0.80	1.09	0.68			0.62
1911 - 1920					2.08	3.23	4.37	5.43	6.68	6.83	5.58			4.89
Standard deviation					0.22	0.25	0.79	0.89	1.09	0.68	0.72			0.42
1921 - 1930	2.28			1.13	2.09	3.30	4.23	4.72	5.83	6.32	5.21	3.60		4.58
Standard deviation	1.51			0.51	0.67	0.93	1.22	1.16	1.48	1.14	0.93	0.81		0.90
1931 - 1940	2.90	1.96	1.72	1.33	2.11	3.32	4.01	4.41	5.82	6.56	6.17	4.28	3.80	4.63
Standard deviation	0.73	0.59	0.59	0.53	0.51	0.57	0.66	0.61	0.75	0.98	0.48	1.07	0.30	0.32
1901 - 1930					2.15	3.37	4.67	5.23	6.15	6.54	5.38			4.83

## Svenska Björn O m

	J	F	M	A	M	J	J	A	S	O	N	D	Year	May - Nov
1881 - 1890					4.49	8.87	13.34	14.26	12.29	8.78	5.94			10.25
Standard deviation					0.46	2.11	1.48	1.49	0.88	0.89	1.00			0.77
1891 - 1900					4.31	9.16	14.39	14.92	11.66	8.75	5.60			9.91
Standard deviation					0.87	1.63	1.76	1.22	0.59	0.33	1.07			0.66
1901 - 1910					4.00	8.47	12.94	14.29	12.16	9.38	6.18			9.63
Standard deviation					0.84	1.36	2.10	1.72	1.23	1.09	0.67			1.03
1911 - 1920					3.90	8.27	14.04	15.23	12.34	8.81	6.03			9.98
Standard deviation					0.82	1.14	1.92	1.24	1.20	1.30	0.87			0.59
1921 - 1930	2.06			2.02	4.04	8.12	13.86	15.21	12.34	8.38	5.71	3.71		9.76
Standard deviation	1.16			0.81	1.23	1.48	2.34	1.84	0.97	0.41	0.85	1.08		0.76
1931 - 1940	2.78	1.56	1.24	1.79	4.27	9.33	14.97	16.16	13.36	9.42	6.69	4.59	7.59	10.63
Standard deviation	0.51	0.33	0.35	0.40	0.69	1.54	1.80	1.79	1.66	1.16	0.82	0.57	0.52	1.00
1941 - 1950					9.76	14.78	16.24	14.20	14.20	9.12	6.18	4.26		
Standard deviation					1.02	0.70	0.86	0.94	0.94	0.56	0.59	0.57		
1951 - 1960	2.23	0.88		1.60	4.16	9.06	14.54	14.67	12.93	9.23	6.54	4.10		10.25
Standard deviation	0.57	0.23		0.49	0.98	1.41	0.79	1.80	1.34	1.16	0.96	0.75		0.44
1961 - 1970	1.85	0.94		2.02	5.03	10.19	14.69	14.56	12.59	9.27	6.41	3.87		10.71
Standard deviation	0.56	0.46		0.70	0.63	1.19	1.04	1.33	1.62	1.36	1.03	0.68		0.90
1901 - 1930					3.99	8.29	13.57	14.86	12.27	8.86	5.97			9.76
1931 - 1960					9.30	14.75	15.55	13.35	13.35	9.28	6.52	4.30		

## Svenska Björn 5 m

	J	F	M	A	M	J	J	A	S	O	N	D	Year	May- Nov
1921 - 1930	1.91				3.76	7.49	13.19	15.33	12.24	8.39	5.93	3.93		9.58
Standard deviation	1.30				1.04	1.26	1.91	1.69	1.23	0.44	0.83	1.09		0.83
1931 - 1940	2.78	1.59	1.24	1.73	4.17	8.53	14.24	15.96	13.32	9.39	6.71	4.59	7.43	10.38
Standard deviation	0.52	0.29	0.34	0.42	0.70	1.09	1.64	1.77	1.70	1.08	0.83	0.58	0.43	0.96
1941 - 1950						9.14	14.16	16.08	14.14	9.12	6.20	4.24		
Standard deviation						0.32	0.55	0.77	1.00	0.61	0.61	0.53		
1951 - 1960	2.26	0.89			4.00	8.62	13.92	15.33	12.99	9.26	6.58	4.14		10.19
Standard deviation	0.62	0.20			0.89	1.20	0.77	1.31	1.33	1.17	0.95	0.75		0.50
1961 - 1970	2.07	1.08		2.08	4.46	9.39	14.00	14.19	12.61	9.23	6.60	4.10		10.39
Standard deviation	0.52	0.45		0.72	0.68	0.86	1.05	1.49	1.76	1.39	1.00	0.62		1.05
1931 - 1960						8.70	14.09	15.72	13.35	9.28	6.55	4.32		



## Svenska Björn 10 m

	J	F	M	A	M	J	J	A	S	O	N	D	Year	May- Nov
1881 - 1890					3.63	7.91	12.23	13.65	11.98	8.59	6.02			9.67
Standard deviation					0.41	1.63	1.47	1.62	1.82	1.75	1.05			0.77
1891 - 1900					3.69	7.95	13.01	14.32	11.37	8.54	5.47			9.28
Standard deviation					0.64	1.42	1.65	1.03	0.55	0.41	1.12			0.39
1901 - 1910					3.36	7.14	11.07	13.63	11.96	9.25	6.13			8.90
Standard deviation					0.78	1.15	1.75	1.87	1.22	1.15	0.74			0.95
1911 - 1920					3.86	7.07	11.09	13.15	12.44	8.93	6.19			9.15
Standard deviation					0.95	1.02	1.62	1.96	1.24	1.20	0.81			0.95
1921 - 1930	2.15			2.00	3.70	7.12	10.84	14.18	12.12	8.48	5.78	3.80		8.98
Standard deviation	1.16			0.75	1.18	1.51	1.59	1.31	1.18	0.59	0.85	1.02		0.86
1931 - 1940	2.81	1.59	1.26	1.67	3.87	7.39	11.81	14.72	13.21	9.40	6.73	4.63	6.97	9.65
Standard deviation	0.53	0.29	0.35	0.46	0.63	0.77	1.34	1.83	1.64	1.11	0.87	0.55	0.40	0.97
1941 - 1950						8.12	11.84	15.06	14.04	9.14	6.20	4.24		
Standard deviation						0.64	1.08	0.56	1.03	0.62	0.61	0.53		
1951 - 1960	2.32	0.95			3.57	7.24	11.64	14.45	12.90	9.26	6.63	4.14		9.47
Standard deviation	0.59	0.27			0.87	1.05	1.16	1.49	1.35	1.18	0.95	0.74		0.56

## Svenska Björn 10 m

	J	F	M	A	M	J	J	A	S	O	N	D	Year	May-Nov
1961 - 1970	2.13	1.16		1.88	3.99	7.94	11.78	13.30	12.44	9.23	6.69	4.20		9.65
Standard deviation	0.49	0.40		0.59	0.71	0.78	1.05	1.71	1.78	1.38	0.91	0.58		1.20
1901 - 1930					3.61	7.11	10.98	13.73	12.14	8.88	6.01			8.99
1931 - 1960					7.48	11.75	14.68	13.25	9.29	6.58	4.33			

## Svenska Björn 15 m

1951 - 1960	2.42	1.10			3.19	5.79	8.31	11.85	11.96	9.25	6.65	4.23		8.21
Standard deviation	1.41	0.29			0.90	1.32	1.58	2.10	1.43	1.21	0.95	0.75		0.76
1961 - 1970	2.23	1.28		1.80	3.43	6.20	8.50	10.65	11.33	9.14	6.70	4.27		8.22
Standard deviation	0.46	0.37		0.57	0.78	0.59	1.61	2.37	1.74	1.46	0.93	0.57		1.14

## Svenska Björn 20 m

	J	F	M	A	M	J	J	A	S	O	N	D	Year	May- Nov
1881 - 1890					3.41	5.78	8.59	10.65	10.75	8.52	6.10			8.04
Standard deviation					0.49	1.33	1.51	2.37	1.68	1.70	1.04			0.92
1891 - 1900					3.14	5.61	8.19	9.66	10.35	8.46	5.93			7.40
Standard deviation					0.71	0.90	1.00	1.26	0.95	0.37	0.41			0.24
1901 - 1910					2.88	5.32	8.43	10.72	10.88	9.11	6.21			7.63
Standard deviation					0.64	0.80	1.11	1.65	1.73	1.11	0.75			0.91
1911 - 1920					2.94	5.46	7.43	9.43	11.84	8.83	6.30			7.59
Standard deviation					0.68	0.77	1.42	2.85	1.48	1.30	0.79			1.18
1921 - 1930	2.29			1.80	2.94	5.11	7.06	9.54	9.76	8.11	5.87	3.96		6.96
Standard deviation	1.07			0.71	0.96	1.21	1.56	1.50	1.65	0.94	0.84	1.00		0.94
1931 - 1940	2.88	1.64	1.34	1.50	3.11	5.41	7.46	9.47	11.39	9.22	6.74	4.68	5.67	7.60
Standard deviation	0.50	0.30	0.37	0.52	0.57	0.66	1.37	2.74	1.41	1.03	0.86	0.54	0.45	1.04
1941 - 1950					5.94	8.58	10.58	11.44	8.80	6.16	4.26			
Standard deviation					0.96	1.63	1.75	1.69	0.57	0.65	0.54			
1951 - 1960	2.51	1.16			2.83	4.95	6.67	9.30	10.33	8.84	6.70	4.31		7.15
Standard deviation	0.59	0.34			0.73	1.14	1.41	2.42	1.35	1.08	0.96	0.77		0.74
1961 - 1970	2.36	1.42		1.74	3.00	5.23	6.66	8.29	9.56	8.81	6.73	4.37		7.03
Standard deviation	0.44	0.41		0.57	0.89	0.53	1.30	2.47	1.83	1.59	0.90	0.54		1.04
1901 - 1930					2.92	5.28	7.66	9.99	10.75	8.69	6.11			7.38
1931 - 1960					5.33	7.36	9.63	10.96	8.98	6.60	4.43			

## Svenska Björn 30 m

	J	F	M	A	M	J	J	A	S	O	N	D	Year	May- Nov
1921 - 1930	2.46			1.67	2.69	4.22	5.67	7.08	7.91	7.64	5.91	4.10		5.91
Standard deviation	0.95			0.77	0.81	1.02	1.67	1.27	1.49	1.24	0.80	0.99		0.94
1931 - 1940	2.96	1.70	1.42	1.44	2.79	4.83	6.28	7.39	9.54	8.51	6.71	4.76	5.08	6.62
Standard deviation	0.46	0.33	0.39	0.52	0.57	0.58	1.24	1.86	1.59	1.05	0.79	0.60	0.37	0.93
1941 - 1950						4.70	6.86	8.06	8.66	7.82	6.12	4.34		
Standard deviation						0.98	1.67	1.77	1.80	0.82	0.70	0.60		
1951 - 1960	2.76	1.50			2.57	4.20	5.20	6.63	7.74	7.95	6.67	4.44		5.93
Standard deviation	0.56	0.41			0.48	0.90	0.95	1.56	1.52	1.30	0.98	0.77		0.75
1961 - 1970	2.57	1.62		1.64	2.60	4.24	5.26	6.05	7.40	8.00	6.63	4.49		5.79
Standard deviation	0.56	0.51		0.63	0.82	0.54	1.18	1.74	1.95	1.49	0.93	0.54		0.96
1931 - 1960					4.53		5.95	7.21	8.61	8.13	6.57	4.53		

## Svenska Björn 40 m

	J	F	M	A	M	J	J	A	S	O	N	D	Year	May- Nov
1881 - 1890					3.03	4.41	6.15	7.27	8.35	8.28	6.12			6.50
Standard deviation					0.71	1.29	1.54	2.13	1.56	1.09	1.13			1.07
1891 - 1900					2.50	4.38	5.50	6.04	7.23	7.46	5.90			5.60
Standard deviation					0.69	1.26	1.25	1.28	1.45	0.94	0.39			0.79
1901 - 1910					2.49	4.49	6.81	8.24	9.38	8.32	6.23			6.56
Standard deviation					0.65	0.88	1.25	1.90	1.75	0.75	0.77			0.87
1951 - 1960	3.04	1.75			2.26	3.18	3.65	4.46	5.11	6.31	6.40	4.59		4.42
Standard deviation	0.53	0.46			0.41	0.65	0.72	0.99	0.85	1.35	1.04	0.75		0.71

## Kopparstenarne 0 m

	J	F	M	A	M	J	J	A	S	O	N	D	Year	May- Nov
1881 - 1890					5.40	10.16	14.74	15.38	13.90	9.95	6.70			11.10
Standard deviation					0.36	1.66	1.09	0.85	1.12	0.79	0.74			0.54
1891 - 1900					4.82	10.06	15.19	15.84	12.98	9.52	7.59			10.86
Standard deviation					1.00	1.58	1.32	1.05	0.58	1.32	1.25			0.47
1901 - 1910					4.64	9.40	14.00	15.18	13.19	10.51	7.16			10.61
Standard deviation					1.08	1.56	1.69	1.66	1.23	1.35	0.87			0.90
1911 - 1920					5.10	11.32	15.24	15.80	11.96	8.76	6.64			10.69
Standard deviation					1.04	3.13	2.45	1.79	2.39	2.04	1.12			0.91

## Kopparstenarne 5 m

1881 - 1890					4.77	9.46	14.09	15.23	13.86	9.89	6.66			10.79
Standard deviation					0.49	1.55	0.71	0.88	1.15	0.86	0.74			0.66
1891 - 1900					4.44	9.67	14.79	15.83	12.94	9.52	7.25			10.63
Standard deviation					0.99	1.69	1.52	1.02	0.63	1.24	0.78			0.69
1901 - 1910					4.52	8.86	13.58	15.13	13.06	10.44	7.13			10.41
Standard deviation					1.11	1.46	1.63	1.57	1.21	1.36	1.04			0.91
1911 - 1920					5.18	11.04	15.24	15.78	12.06	9.00	6.76			10.81
Standard deviation					1.13	3.08	2.36	1.68	2.50	2.13	1.13			0.95

## Kopparstenarne 10 m

	J	F	M	A	M	J	J	A	S	O	N	D	Year	May- Nov
1881 - 1890					4.86	8.50	13.09	15.09	13.83	9.90	6.65			10.37
Standard deviation					1.17	1.11	0.73	0.85	1.08	0.87	0.71			0.47
1891 - 1900					4.19	8.46	13.61	15.58	12.71	9.55	7.25			10.16
Standard deviation					1.01	1.25	1.62	0.91	0.69	1.22	0.78			0.71
1901 - 1910					4.22	8.26	12.97	14.66	13.01	10.42	6.89			10.09
Standard deviation					1.00	1.24	1.24	1.23	1.23	1.35	1.41			0.71
1911 - 1920					4.70	9.38	13.58	15.20	12.04	8.92	6.70			10.07
Standard deviation					0.92	1.45	1.34	1.38	2.58	2.14	1.08			0.96

## Kopparstenarne 25 m

1881 - 1890					3.60	5.89	8.31	9.80	10.51	8.91	6.66			7.82
Standard deviation					0.73	1.40	2.74	3.47	2.97	1.30	0.67			1.69
1891 - 1900					3.21	5.43	6.69	7.73	9.25	8.85	7.28			6.89
Standard deviation					0.94	1.15	0.93	1.87	2.23	1.09	0.74			0.79
1901 - 1910					3.64	5.91	8.30	9.55	11.07	9.85	7.20			7.92
Standard deviation					1.31	1.07	1.32	2.31	2.21	1.44	0.99			1.18
1911 - 1920					3.26	6.62	8.40	8.78	10.10	8.90	6.54			7.51
Standard deviation					0.30	1.31	1.53	2.03	2.35	2.09	0.83			1.23

Hävringe 0 m

	J	F	M	A	M	J	J	A	S	O	N	D	Year	May - Nov
1951 - 1960	2.16	0.83		1.64	5.10	10.78	15.51	16.10	13.27	9.25	6.79	4.09		10.98
Standard deviation	0.72	0.50		0.72	1.20	1.28	0.88	1.52	0.52	1.57	1.16	0.81		0.81
1961 - 1970	2.14			2.28	5.17	11.64	14.94	14.36	12.73	9.29	6.41	3.85		10.65
Standard deviation	0.44			0.92	1.02	1.05	0.90	1.57	1.60	1.93	0.79	0.52		0.53

Hävringe 5 m

1951 - 1960	2.18	0.90		1.57	4.59	10.13	15.16	15.96	12.98	9.15	6.90	4.16		10.64
Standard deviation	0.73	0.57		0.73	0.89	0.94	0.78	1.46	1.80	1.55	1.17	0.84		0.81
1961 - 1970	2.26			2.18	4.90	10.93	14.63	14.31	12.67	9.34	6.46	3.80		10.46
Standard deviation	0.62			0.92	0.92	0.84	0.90	1.64	1.60	2.01	0.79	0.52		0.65

Hävringe 10 m

1951 - 1960	2.20	0.96		1.56	4.16	8.86	13.77	15.31	12.93	9.19	6.89	4.15		10.08
Standard deviation	0.77	0.52		0.70	0.88	0.84	1.63	1.81	1.90	1.63	1.21	0.82		0.95
1961 - 1970	2.26			2.10	4.64	9.43	12.30	13.00	12.43	9.26	6.43	3.82		9.64
Standard deviation	0.62			0.89	0.98	1.17	1.30	2.61	1.52	2.09	0.81	0.49		0.93



## Håvringe 15 m

	J	F	M	A	M	J	J	A	S	O	N	D	Year	May - Nov
1951 - 1960	2.27	0.92	0.92	1.53	3.76	6.88	10.86	13.77	12.21	9.14	6.87	4.21		8.96
Standard deviation	0.74	0.37	0.37	0.68	1.02	0.92	1.95	2.93	2.35	1.67	1.34	0.83		1.21
1961 - 1970	2.32	1.98	1.98	4.03	7.87	8.46	10.20	11.36	11.36	9.11	6.36	3.85		8.20
Standard deviation	0.62	0.99	0.99	1.16	1.52	2.32	2.47	2.00	2.00	2.20	0.84	0.55		1.23

## Håvringe 20 m

1951 - 1960	2.30	1.00	1.00	1.46	3.30	5.66	8.74	11.14	10.58	8.93	6.84	4.18		7.77
Standard deviation	0.76	0.46	0.46	0.68	1.07	1.18	1.92	3.48	0.54	1.88	1.18	0.81		1.40
1961 - 1970	2.34	1.94	1.94	3.37	6.56	6.24	7.73	9.03	9.03	8.73	6.21	3.88		6.84
Standard deviation	0.60	1.04	1.04	1.43	1.46	2.34	2.17	3.09	3.09	2.44	0.89	0.53		1.43

## Hävringe 30 m

	J	F	M	A	M	J	J	A	S	O	N	D	Year	May- Nov
1951 - 1960	2.49	1.36		1.43	2.92	4.32	5.80	6.76	6.58	7.41	6.49	4.19		5.68
Standard deviation	0.71	0.47		0.66	1.01	1.18	1.45	2.02	1.67	2.76	1.16	0.80		1.16
1961 - 1970	2.64			1.88	2.93	5.06	4.36	5.13	6.04	6.51	5.50	3.87		5.08
Standard deviation	0.84			1.00	1.51	1.58	1.58	1.14	2.54	2.06	0.84	0.43		1.30

## Hävringe 40 m

1951 - 1960	2.88	1.80		1.46	2.67	3.41	4.13	4.58	5.48	5.99	5.59	4.05		4.45
Standard deviation	0.69	0.32		0.60	0.98	1.04	0.76	1.20	1.73	2.41	0.91	0.78		1.03
1961 - 1970	2.96			1.92	2.61	3.76	3.49	4.13	4.83	4.63	4.73	3.88		4.02
Standard deviation	0.77			0.97	1.54	1.63	1.44	0.82	2.20	1.14	0.99	0.43		1.20

## Ölandsrev 0 m

	J	F	M	A	M	J	J	A	S	O	N	D	Year	May- Nov
1921 - 1930	2.86	2.03	1.68	2.23	4.86	9.06	13.73	14.70	12.06	9.38	6.73	4.61	7.20	10.20
Standard deviation	0.87	0.73	0.66	0.88	1.25	2.01	2.36	2.06	2.00	1.13	0.89	0.80	0.87	1.34
1931 - 1940	3.75	2.27	1.83	2.81	5.79	10.55	14.71	15.89	13.74	10.80	7.71	5.39	7.92	11.57
Standard deviation					1.30	1.64	2.60	2.67	2.31	1.06	0.84	0.89	0.89	1.09
1941 - 1950	2.98				6.22	11.13	15.54	16.12	15.02	10.08	7.58	5.54		11.75
Standard deviation	0.95				0.94	1.49	0.67	1.58	1.64	1.25	0.76	0.43		0.54

## Ölandsrev 5 m

1921 - 1930	2.84	2.14	1.80	2.19	4.86	9.05	13.57	14.69	11.96	9.40	6.77	4.66	7.29	10.29
Standard deviation	0.91	0.82	0.63	0.92	1.23	2.03	2.48	2.18	2.15	1.19	0.94	0.81	0.83	1.31
1931 - 1940	3.58	2.30	1.86	2.76	5.71	10.28	14.42	15.67	13.67	10.21	7.75	5.39	7.79	11.35
Standard deviation	0.54	0.43	0.64	0.68	0.91	1.15	1.68	2.63	2.68	1.86	1.05	0.83	0.86	1.03
1941 - 1950	3.00				6.10	10.80	15.18	15.92	15.00	10.00	7.60	5.56		11.60
Standard deviation	0.92				1.08	1.52	0.51	1.61	1.65	1.21	0.71	0.27		0.52

Ölandsrev 10 m

	J	F	M	A	M	J	J	A	S	O	N	D	Year	May - Nov
1921 - 1930	2.84	2.16	1.78	2.17	4.64	8.65	12.40	13.79	11.61	9.33	6.77	4.65	7.00	9.82
Standard deviation	0.91	0.81	0.65	0.93	1.14	1.85	2.51	2.31	2.33	1.21	0.94	0.79	0.87	1.34
1931 - 1940	3.59	2.29	1.86	2.74	5.59	9.96	12.71	14.44	13.41	10.13	7.74	5.36	7.47	10.84
Standard deviation	0.52	0.41	0.62	0.72	0.89	1.21	1.76	3.46	2.71	1.49	1.05	0.83	0.88	1.06
1941 - 1950	3.02				5.90	10.05	14.00	15.26	14.70	9.94	7.62	5.56		11.15
Standard deviation	0.97				1.11	1.35	0.87	2.07	1.67	1.21	0.67	0.26		0.54

Ölandsrev 20 m

1921 - 1930	2.87	2.20	1.82	2.14	4.14	7.52	9.17	8.64	9.13	8.59	6.74	4.64	5.81	7.84
Standard deviation	0.90	0.82	0.65	0.92	0.81	1.30	2.48	2.17	3.03	1.78	0.77	0.77	1.04	1.56
1931 - 1940	3.61	2.31	1.87	2.70	5.16	8.01	8.97	10.37	11.44	9.61	7.66	5.39	6.41	9.02
Standard deviation	0.52	0.42	0.63	0.70	0.71	0.96	1.84	3.60	3.15	1.67	0.98	0.88	0.88	0.96
1941 - 1950	3.06				5.32	7.47	9.28	11.66	10.50	8.86	7.46	5.52		8.68
Standard deviation	0.95				1.05	1.15	2.32	2.53	2.04	1.10	0.52	0.29		0.53

## Ölandsrev 30 m

	J	F	M	A	M	J	J	A	S	O	N	D	Year	May - Nov
1921 - 1930	2.93	2.26	1.92	2.06	3.81	5.50	5.94	5.71	6.49	7.03	6.49	4.65	4.68	5.94
Standard deviation	0.88	0.82	0.68	0.85	0.74	0.47	2.06	2.03	2.93	2.09	1.00	0.71	0.93	1.38
1931 - 1940	3.72	2.40	1.90	2.67	4.57	6.06	6.60	7.23	8.39	8.34	7.12	5.29	5.36	7.12
Standard deviation	0.48	0.46	0.65	0.66	0.76	0.83	1.59	2.41	3.00	2.01	1.12	0.76	0.72	0.90
1941 - 1950	3.12				4.66	5.27	6.84	8.76	6.60	6.62	7.14	5.48		6.61
Standard deviation	0.94				1.04	1.44	2.66	2.17	1.78	0.99	0.49	0.49		0.17

## Ölandsrev 45 m

1921 - 1930	3.05	2.53	1.95	2.06	3.31	4.19	4.08	3.86	4.36	4.64	5.03	4.16	3.61	4.20
Standard deviation	0.65	0.78	0.68	0.82	0.71	0.28	0.98	1.24	1.59	1.27	1.06	0.49	0.63	0.88
1931 - 1940	3.88	2.60	2.04	2.64	4.02	4.44	4.89	5.20	5.80	6.25	5.91	4.86	4.40	5.37
Standard deviation	0.42	0.53	0.76	0.72	0.80	0.73	0.94	1.12	1.97	2.24	0.95	0.64	0.59	0.82

Falsterborev O m

	J	F	M	A	M	J	J	A	S	O	N	D	Year	May - Nov
1881 - 1890	2.64	1.90	2.10	3.54	7.36	12.81	15.75	15.46	14.77	11.36	7.64	4.40	8.85	12.17
Standard deviation	0.59	0.73	0.99	1.15	1.16	1.72	1.15	1.04	1.06	0.96	0.70	0.81	0.62	0.66
1891 - 1900	2.64	1.90	1.56	3.67	7.39	12.94	15.53	15.96	13.58	11.07	7.89	5.03	8.75	12.05
Standard deviation	0.73	0.63	0.71	0.68	0.93	1.14	1.41	0.90	0.96	0.82	0.65	0.93	0.63	0.59
1901 - 1910	2.56	1.57	1.86	3.66	7.32	12.61	15.78	15.61	13.66	11.83	8.24	4.94	8.30	12.15
Standard deviation	0.53	0.66	0.83	0.71	0.92	1.14	1.30	1.77	1.11	1.37	0.94	0.79	0.71	0.82
1911 - 1920	3.10	1.92	2.66	4.78	8.92	13.04	16.96	17.24	15.36			5.32		
Standard deviation	0.71	0.82	0.45	0.76	0.50	0.81	1.40	0.98	1.03			1.22		
1921 - 1930	2.74	1.99	2.16	3.56	7.55	11.97	15.15	15.46	13.88	11.14	7.80	4.80	8.54	11.85
Standard deviation	1.33	0.85	0.76	1.18	1.51	1.69	1.27	1.35	1.02	1.04	0.78	1.23	0.76	0.84
1931 - 1940	3.14	1.84	1.94	3.90	8.02	13.07	16.52	17.17	15.20	12.20	8.73	5.38	8.86	12.95
Standard deviation	0.53	0.70	0.96	0.85	0.79	0.89	0.92	1.11	1.28	1.11	0.80	0.91	0.53	0.71
1951 - 1960	2.88	1.44	1.56	3.31	7.62	12.80	15.46	16.24	14.57	11.63	8.32	5.33	8.54	12.38
Standard deviation	0.53	0.72	0.90	1.08	1.14	1.05	1.38	1.96	1.67	1.27	1.01	0.71	0.68	0.81
1961 - 1970	2.22	1.70	1.35	3.06	6.74	12.70	14.94	15.77	14.36	11.75	8.26	4.79	8.54	12.18
Standard deviation	0.89	0.74	1.15	1.27	1.03	0.79	1.11	1.60	1.33	1.01	0.55	0.67	0.46	0.95
1901 - 1930	2.78	1.78	2.14	3.84	7.73	12.44	15.76	15.88	14.09			4.96		
1931 - 1940	2.75	1.66	1.63	3.41	7.47	12.85	15.61	16.37	14.68	11.84	8.41	5.15	8.64	12.47
1951 - 1970														

## Falsterborev 2.5 m

	J	F	M	A	M	J	J	A	S	O	N	D	Year	May- Nov
1881 - 1890	2.64	1.89	2.13	3.52	7.34	12.70	15.63	15.34	14.69	11.34	7.63	4.40	8.80	12.10
Standard deviation	0.59	0.71	0.37	1.17	1.16	1.74	1.14	1.19	1.18	0.99	0.71	0.81	0.58	0.74
1891 - 1900	2.53	1.90	1.58	3.67	7.37	12.76	15.26	15.81	13.56	11.07	7.89	4.87	8.67	11.96
Standard deviation	0.54	0.63	0.77	0.68	0.94	1.09	1.37	0.88	0.95	0.82	0.63	0.96	0.61	0.51
1901 - 1910	2.57	1.59	1.85	3.65	7.37	12.50	15.73	15.58	13.61	11.79	8.25	4.95	8.29	12.12
Standard deviation	0.52	0.66	0.84	0.71	0.88	1.16	1.31	1.76	1.04	1.38	0.94	0.82	0.58	0.80
1911 - 1920	3.12	1.96	2.72	4.74	8.82	13.02	17.10	17.22	15.36			5.34		
Standard deviation	0.72	0.80	0.51	0.71	0.48	0.78	1.32	1.54	1.03			1.20		
1921 - 1930	2.91	2.04	2.14	3.51	7.51	11.99	14.99	15.51	13.90	11.14	7.88	4.81	8.54	11.85
Standard deviation	1.05	0.87	0.73	1.21	1.50	1.82	1.38	1.33	0.99	1.05	0.69	1.21	0.74	0.81
1931 - 1940	3.16	1.88	1.96	3.88	7.97	12.96	16.42	17.17	15.28	12.20	8.78	5.38	8.85	12.93
Standard deviation	0.52	0.68	0.96	0.84	0.73	0.87	0.96	1.14	1.30	1.11	0.82	0.94	0.55	0.73
1901 - 1930	2.81	1.82	2.14	3.81	7.72	12.40	15.71	15.88	14.08			4.97		

Falsterborev 5 m

	J	F	M	A	M	J	J	A	S	O	N	D	Year	May - Nov
1881 - 1890	2.66	1.90	2.07	3.53	7.23	12.56	15.34	14.95	14.59	11.34	7.65	4.41	8.71	11.95
Standard deviation	0.55	0.72	0.97	1.14	1.13	1.74	1.16	1.26	1.18	0.96	0.72	0.81	0.56	0.85
1891 - 1900	2.61	1.88	1.49	3.63	7.21	12.53	14.81	15.59	13.52	11.19	7.93	4.96	8.59	11.83
Standard deviation	0.68	0.65	0.70	0.69	0.86	0.99	1.23	0.86	0.98	0.79	0.62	1.00	0.55	0.44
1901 - 1910	2.58	1.59	1.84	3.64	7.32	12.40	15.51	15.50	13.65	11.84	8.26	4.97	8.26	12.07
Standard deviation	0.51	0.65	0.82	0.70	0.84	1.16	1.20	1.76	1.12	1.37	0.92	0.79	0.62	0.81
1911 - 1920	3.12	1.94	2.74	4.74	8.62	12.90	16.90	17.18	15.36			5.34		
Standard deviation	0.70	0.80	0.48	0.71	0.51	0.86	1.27	1.01	1.03			1.24		
1921 - 1930	2.91	2.04	2.14	3.51	7.44	11.88	14.81	15.46	13.92	11.16	7.88	4.81	8.51	11.79
Standard deviation	1.05	0.88	0.74	1.23	1.47	1.74	1.38	1.31	1.03	1.04	0.68	1.20	0.73	0.88
1931 - 1940	3.17	1.89	1.96	3.88	7.80	12.84	16.29	16.99	15.24	12.20	8.78	5.40	8.80	12.84
Standard deviation	0.53	0.65	0.95	0.84	0.71	0.97	0.80	1.16	1.32	1.11	0.82	0.99	0.50	0.75
1951 - 1960	2.88	1.36	1.55	3.23	7.49	12.50	15.25	16.10	14.55	11.66	8.33	5.29	8.53	12.27
Standard deviation	0.56	0.88	0.90	1.07	1.08	1.05	1.39	1.97	1.71	1.26	1.02	0.74	0.49	0.87
1961 - 1970	2.24	1.69	1.34	3.02	6.69	12.48	14.71	15.53	14.36	11.76	8.36	4.78	8.47	12.09
Standard deviation	0.85	0.60	1.10	1.24	1.00	0.74	1.18	1.61	1.32	1.00	0.56	0.69	0.73	0.93
1901 - 1930	2.82	1.81	2.14	3.81	7.63	12.29	15.51	15.82	14.10			4.98		
1931 - 1940														
1951 - 1970	2.77	1.68	1.63	3.36	7.33	12.60	15.39	16.18	14.68	11.85	8.47	5.14	8.59	12.37





Oscarsgrundet O m

	J	F	M	A	M	J	J	A	S	O	N	D	Year	May - Nov
1881 - 1890	2.29	1.84	2.23	4.07	8.41	13.49	16.39	16.05	14.68	11.00	7.24	4.07	8.88	12.47
Standard deviation	0.77	0.79	1.12	1.19	1.08	1.54	1.11	0.66	1.03	0.95	0.66	0.73	0.73	0.67
1891 - 1900	2.30	1.67	1.78	4.09	8.24	13.48	15.94	16.30	13.96	10.80	7.46	4.56	8.84	12.31
Standard deviation	0.88	0.79	0.63	0.68	0.61	0.99	1.19	0.93	0.58	0.72	0.51	0.84	0.65	0.40
1901 - 1910	2.36	1.51	2.12	4.14	8.04	13.30	16.09	15.33	13.84	11.46	7.42	4.34	8.38	12.21
Standard deviation	0.43	0.64	0.68	0.66	0.79	0.97	1.11	1.49	0.77	1.18	0.82	0.70	0.48	0.67
1911 - 1920	2.30	2.66	2.25	5.00	9.10	13.36	16.80	16.35	14.52	10.58	7.16	4.76	9.08	
Standard deviation	0.76	0.32	0.32	0.64	0.33	0.73	1.03	1.32	0.87	0.79	1.45	1.07	0.54	
1921 - 1930	2.82	2.01	2.25	4.12	8.20	12.50	15.23	15.73	13.91	10.81	7.46	4.25	8.71	11.98
Standard deviation	1.11	0.78	0.84	1.11	1.30	1.42	1.09	1.26	0.70	0.75	0.80	1.30	0.89	0.55
1931 - 1940	3.02	2.00	2.07	4.39	8.69	13.60	16.80	17.22	15.33	11.62	8.18	4.87	8.94	13.02
Standard deviation	0.53	0.60	1.03	0.79	0.67	0.80	0.94	1.14	1.34	1.04	0.67	1.00	1.53	0.63
1951 - 1960	2.58	1.67	1.86	3.87	8.28	13.35	16.11	16.41	14.73	11.43	8.10	5.02	8.98	12.63
Standard deviation	0.54	0.56	0.84	1.02	0.91	1.17	1.24	1.58	1.37	1.02	0.96	0.70	0.59	0.75
1901 - 1930	2.52		2.29	4.31	8.32	12.99	15.89	15.72	14.02	11.02	7.38	4.39	8.65	

## Oscarsgrundet 2.5 m

	J	F	M	A	M	J	J	A	S	O	N	D	Year	May- Nov
1881 - 1890	2.43	1.93	2.20	3.97	8.24	13.18	16.08	15.93	14.59	10.97	7.29	4.22	8.96	12.33
Standard deviation	0.72	0.71	1.04	1.03	0.96	1.50	1.23	0.62	1.04	0.95	0.75	0.64	0.60	0.65
1891 - 1900	2.39	1.87	1.66	4.02	8.12	13.37	15.85	16.27	13.94	10.80	7.48	4.59	8.81	12.26
Standard deviation	0.82	0.97	0.73	0.65	0.56	0.98	1.17	0.93	0.62	0.72	0.50	0.81	0.66	0.46
1901 - 1910	2.50	1.51	2.17	4.16	7.99	13.23	16.00	15.95	13.87	11.55	7.51	4.54	8.47	12.30
Standard deviation	0.51	0.77	0.67	0.72	0.78	1.00	1.10	1.50	0.85	1.30	0.81	0.79	0.48	0.73
1911 - 1920	2.76		2.84	5.14	9.22	13.36	16.82	16.53	14.68	10.94	7.50	5.08	9.29	
Standard deviation	0.79		0.30	0.55	0.26	0.78	0.98	1.51	1.06	0.81	1.46	1.16	0.58	
1921 - 1930	2.92	2.04	2.30	4.12	8.10	12.50	15.16	15.76	13.94	10.93	7.54	4.43	8.75	11.99
Standard deviation	1.14	0.79	0.79	1.10	1.23	1.43	1.08	1.26	0.73	0.69	0.81	1.23	0.87	0.61
1931 - 1940	3.13	2.09	2.13	4.30	8.64	13.51	16.78	17.20	15.33	11.66	8.26	4.93	9.07	13.06
Standard deviation	0.41	0.53	1.05	0.81	0.71	0.79	0.87	1.11	1.33	0.98	0.67	1.00	0.53	0.47
1951 - 1960	2.60	1.96	1.84	3.89	8.13	13.22	16.09	16.42	14.74	11.55	8.29	5.23	8.97	12.64
Standard deviation	0.74	0.50	0.84	1.00	0.89	1.15	1.21	1.54	1.35	1.00	0.98	0.85	0.53	0.64
1901 - 1930	2.71		2.37	4.35	8.28	12.96	15.83	16.01	14.08	11.18	7.52	4.60	8.74	

Oscarsgrundet 5 m

	J	F	M	A	M	J	J	A	S	O	N	D	Year	May - Nov
1881 - 1890	2.73	2.29	2.37	3.96	8.03	12.96	16.09	15.89	14.56	10.97	7.51	4.50	8.94	12.29
Standard deviation	0.80	0.75	1.03	1.11	0.91	1.36	1.06	0.65	0.98	1.06	0.91	0.55	0.50	0.70
1891 - 1900	2.70	1.84	1.81	3.94	7.96	13.22	15.73	16.23	13.91	10.86	7.66	4.80	8.83	12.22
Standard deviation	0.80	0.62	0.61	0.59	0.63	0.97	1.12	0.92	0.66	0.65	0.50	0.80	0.56	0.50
1901 - 1910	2.73	1.57	2.19	4.22	7.92	13.06	16.03	15.94	13.86	11.56	7.79	4.75	8.45	12.31
Standard deviation	0.54	0.61	0.65	0.67	0.74	0.97	1.05	1.48	0.82	1.23	0.88	0.76	0.58	0.67
1911 - 1920	3.08	2.20	2.94	5.06	9.18	13.24	16.68	16.57	14.70	10.98	7.78	5.32	9.32	
Standard deviation	0.78	0.64	0.26	0.52	0.24	0.79	0.96	1.38	0.98	0.72	1.20	1.13	0.55	
1921 - 1930	3.10	2.20	2.39	4.17	8.01	12.43	15.09	15.72	13.96	10.96	7.69	4.86	8.82	11.98
Standard deviation	1.14	0.64	0.75	1.04	1.25	1.38	1.00	1.24	0.70	0.66	0.84	1.38	0.95	0.56
1931 - 1940	3.41	2.25	2.26	4.29	8.46	13.26	16.67	17.08	15.33	11.71	8.36	5.21	9.09	12.98
Standard deviation	0.41	0.49	0.98	0.76	0.68	0.53	0.77	1.01	1.29	1.00	0.70	0.88	0.59	0.60
1951 - 1960	2.91	1.88	2.00	3.89	7.96	12.84	15.97	16.36	14.63	11.61	8.51	5.50	9.17	12.55
Standard deviation	0.51	0.62	0.80	0.92	0.82	0.92	1.17	1.45	1.16	1.03	0.97	0.97	0.57	0.79
1901 - 1930	2.94		2.43	4.38	8.21	12.84	15.78	16.00	14.09	11.20	7.75	4.91	8.77	

## Oscarsgrundet 8 m

	J	F	M	A	M	J	J	A	S	O	N	D	Year	May- Nov
1921 - 1930	3.29	2.40	2.49	4.19	7.83	12.22	15.01	15.62	13.99	11.02	7.86	5.07	8.85	11.94
Standard deviation	1.11	0.57	0.79	1.05	1.17	1.21	0.94	1.12	0.69	0.64	0.90	1.39	0.91	0.46
1931 - 1940	3.87	2.38	2.33	4.30	8.31	12.89	16.47	17.00	15.31	11.78	8.56	5.42	9.15	12.99
Standard deviation	0.69	0.47	1.01	0.73	0.67	0.65	0.66	0.99	1.22	0.93	0.59	0.86	0.50	0.50
1951 - 1960	2.95	2.22	2.11	3.90	7.93	12.50	15.81	16.26	14.58	11.62	8.60	5.61	9.15	12.47
Standard deviation	0.55	0.79	0.82	0.95	0.79	0.89	1.11	1.43	1.04	1.04	1.00	0.88	0.61	0.73

## Oscarsgrundet 10 m

1881 - 1890	2.87	2.46	2.45	3.91	7.73	12.87	15.90	15.93	14.43	11.07	7.70	4.63	9.01	12.23
Standard deviation	0.84	0.81	1.03	1.13	0.82	1.38	1.07	0.62	0.92	0.95	0.88	0.45	0.62	0.77
1891 - 1900	2.89	1.91	1.83	3.89	7.73	13.06	15.52	15.92	13.91	10.95	7.77	5.02	8.81	12.12
Standard deviation	0.73	0.62	0.57	0.55	0.57	0.91	1.03	0.92	0.68	0.57	0.54	0.77	0.54	0.39
1901 - 1910	2.88	1.60	2.30	4.15	7.79	12.68	15.72	15.96	13.89	11.57	7.87	4.99	8.50	12.21
Standard deviation	0.58	0.67	0.36	0.71	0.73	1.03	1.31	1.43	0.82	1.10	0.84	0.75	0.45	0.71

Kalkgrundet 0 m

	J	F	M	A	M	J	J	A	S	O	N	D	Year	May - Nov
1881 - 1890	2.23	1.76	2.14	4.19	8.33	13.37	16.33	16.05	14.58	10.93	7.14	4.03	9.11	12.39
Standard deviation	0.77	0.69	1.13	0.97	1.25	1.53	1.10	0.64	1.02	0.94	0.71	0.78	0.70	0.71
1891 - 1900	2.30	1.57	1.66	4.16	8.24	13.62	16.00	16.44	14.06	10.93	7.57	4.58	8.89	12.41
Standard deviation	0.92	0.88	0.78	0.67	0.68	1.11	1.17	1.06	0.55	0.69	0.42	0.81	0.75	0.39
1901 - 1910	2.18	1.49	1.93	4.07	8.03	13.25	16.07	15.94	13.86	11.44	7.37	4.32	8.45	12.28
Standard deviation	0.52	0.55	0.75	0.72	0.87	0.98	1.23	1.51	0.75	1.20	0.81	0.72	0.55	0.72

Kalkgrundet 2.5m

1881 - 1890	2.29	1.84	2.10	4.14	8.22	13.28	16.22	16.00	14.61	10.96	7.19	4.08	9.03	12.35
Standard deviation	0.77	0.68	1.01	0.98	1.19	1.55	1.12	0.64	1.03	0.95	0.79	0.70	0.81	0.78
1891 - 1900	2.40	1.59	1.71	4.11	8.19	13.61	15.98	16.44	14.05	10.93	7.63	4.66	8.91	12.40
Standard deviation	0.81	0.85	0.79	0.69	0.69	1.11	1.16	1.06	0.55	0.71	0.43	0.83	0.62	0.47
1901 - 1910	2.30	1.50	1.99	4.11	8.01	12.84	16.13	15.92	13.82	11.45	7.43	4.34	8.44	12.23
Standard deviation	0.56	0.54	0.74	0.71	0.89	1.16	1.23	1.47	0.75	1.19	0.85	0.71	0.50	0.62

## Kalkgrundet 5 m

	J	F	M	A	M	J	J	A	S	O	N	D	Year	May- Nov
1881 - 1890	2.79	2.27	2.60	4.14	7.93	13.07	16.02	15.95	14.53	11.06	7.52	4.44	9.12	12.30
Standard deviation	0.78	0.78	1.59	0.99	0.97	1.39	1.19	0.65	0.89	0.97	0.94	0.62	0.69	0.61
1891 - 1900	2.89	1.77	1.75	4.07	8.05	13.49	15.84	16.39	14.01	11.12	8.02	5.10	8.99	12.42
Standard deviation	0.65	0.70	0.70	0.66	0.74	1.06	1.06	1.04	0.59	0.74	0.49	0.81	0.69	0.28
1901 - 1910	2.81	1.62	2.14	4.15	7.90	13.12	16.05	15.91	13.80	11.44	7.75	4.74	8.57	12.28
Standard deviation	0.56	0.55	0.66	0.70	0.80	0.99	1.15	1.49	0.72	1.12	0.75	0.66	0.53	0.68

## Kalkgrundet 7.5 m

1881 - 1890	3.30	2.80	2.58	4.14	7.42	12.60	15.75	15.71	14.28	11.13	8.06	5.01	9.13	12.14
Standard deviation	0.90	1.04	1.07	1.01	0.93	1.11	1.15	0.83	0.81	0.90	0.98	0.59	0.63	0.62
1891 - 1900	3.48	1.99	1.98	3.95	7.75	13.09	15.40	16.06	13.91	11.28	8.49	5.59	9.01	12.28
Standard deviation	0.71	0.62	0.55	0.56	0.78	0.93	0.89	0.98	0.61	0.57	0.63	0.94	0.56	0.46
1901 - 1910	3.44	1.83	2.37	4.15	7.61	12.48	15.69	15.76	13.83	11.48	8.35	5.51	8.66	12.17
Standard deviation	0.71	0.69	0.59	0.59	0.65	0.88	1.01	1.27	0.63	0.94	0.94	0.94	0.51	0.58

Svinbáfan 0 m

	J	F	M	A	M	J	J	A	S	O	N	D	Year	May - Nov
1881 - 1890	1.97	1.67	2.17	4.55	9.30	14.36	16.96	16.63	14.80	10.82	6.75	3.73	8.64	12.80
Standard deviation	0.88	0.76	0.84	1.04	1.19	1.62	1.04	0.56	0.87	0.90	0.86	0.93	0.55	0.81
1891 - 1900	1.98	1.43	1.82	4.55	9.18	14.53	17.00	16.93	14.50	10.83	7.27	4.20	8.69	12.89
Standard deviation	0.86	0.68	0.60	0.73	0.69	1.04	1.21	0.80	0.39	0.73	0.56	0.96	0.00	0.45
1901 - 1910	1.88	1.20	1.74	4.37	8.94	14.06	16.79	16.55	13.89	11.20	6.90	3.91	8.45	12.62
Standard deviation	0.58	0.73	0.89	0.64	0.85	0.96	1.12	1.44	0.65	1.11	0.82	0.60	0.54	0.65
1911 - 1920	1.82	1.17	2.28	5.05	9.72	14.13	17.23	16.93	14.62	10.30	6.54	4.22	8.89	13.12
Standard deviation	0.63	0.71	0.47	0.71	0.30	0.80	1.18	1.15	0.81	0.55	1.49	0.98	0.56	1.24
1921 - 1930	2.47	1.77	2.26	4.44	9.00	13.40	16.15	16.49	14.27	10.79	7.02	3.81	8.87	12.45
Standard deviation	1.28	0.73	0.84	1.24	1.39	1.39	1.07	1.13	0.66	0.49	0.86	1.36	0.72	0.50
1931 - 1940	2.54	1.48	1.91	4.49	9.58	14.20	17.45	17.77	15.30	11.20	7.62	4.37	9.01	13.30
Standard deviation	0.43	0.86	1.16	0.90	0.57	0.63	1.01	0.82	0.95	1.02	0.79	1.09	0.45	0.53
1951 - 1960	2.34	1.26	1.84	4.46	9.37	14.50	17.09	17.12	15.06	11.42	7.78	4.78	9.22	13.34
Standard deviation	0.59	0.66	0.82	1.07	1.07	1.11	1.00	1.30	1.15	0.98	1.00	0.90	0.31	0.71
1901 - 1930	2.09	1.36	2.05	4.56	9.14	13.82	16.65	16.62	14.20	10.86	6.88	3.93	8.71	12.67



## Svinbådan 5 m

	J	F	M	A	M	J	J	A	S	O	N	D	Year	May- Nov
1881 - 1890	2.17	1.93	2.28	4.51	8.80	14.05	16.86	16.66	14.91	11.05	7.07	4.11	8.70	12.78
Standard deviation	0.83	0.68	0.78	1.08	0.92	0.97	0.98	0.62	0.85	0.93	0.93	0.70	0.49	0.52
1891 - 1900	2.27	1.56	1.89	4.47	9.01	14.31	16.90	17.11	14.67	11.09	7.54	4.46	8.77	12.95
Standard deviation	0.78	0.71	0.55	0.67	0.69	1.07	1.11	0.78	0.37	0.60	0.52	0.80	0.29	0.26
1901 - 1910	2.12	1.38	1.88	4.35	8.52	13.83	16.79	16.57	14.12	11.40	7.17	4.33	8.54	12.64
Standard deviation	0.60	0.77	0.79	0.63	0.77	1.04	1.01	1.40	0.66	1.08	1.12	0.87	0.53	0.49
1911 - 1920	2.12	1.32	2.52	4.93	9.45	13.92	16.98	16.97	14.85	10.56	6.86	4.64	8.97	13.11
Standard deviation	0.62	0.70	0.25	0.75	0.31	0.66	0.99	0.93	0.87	0.57	1.21	1.03	0.41	1.11
1921 - 1930	2.77	2.21	2.41	4.46	8.40	13.12	15.90	16.46	14.40	11.09	7.28	4.24	8.86	12.38
Standard deviation	1.25	0.63	0.74	1.15	1.71	1.36	0.95	1.07	0.51	0.61	0.88	1.20	0.69	0.53
1931 - 1940	2.93	1.78	2.07	4.36	9.14	13.84	17.36	17.80	15.50	11.47	7.87	4.75	9.09	13.28
Standard deviation	0.42	0.72	1.10	0.98	0.80	0.46	1.08	0.95	0.89	0.87	0.77	0.91	0.51	0.61
1951 - 1960	2.52	1.50	2.26	4.39	9.06	14.17	16.90	17.15	14.98	11.61	8.10	5.00	9.25	13.27
Standard deviation	0.59	0.62	0.91	1.05	0.95	1.05	0.90	1.25	1.05	1.03	1.00	0.87	0.48	0.79
1901 - 1930	2.37	1.61	2.22	4.53	8.69	13.58	16.49	16.62	14.40	11.11	7.15	4.36	8.76	13.12

Svinbådan 10 m

	J	F	M	A	M	J	J	A	S	O	N	D	Year	May- Nov
1881 - 1890	3.24	3.05	2.99	4.17	7.33	12.43	16.02	16.26	14.70	11.28	8.21	5.47	8.74	12.32
Standard deviation	0.67	0.97	0.82	1.17	0.94	0.86	1.18	0.71	0.80	0.81	1.14	0.92	0.56	0.62
1891 - 1900	3.53	2.31	2.35	4.15	7.75	12.90	15.98	16.86	14.79	11.56	8.82	5.66	8.89	12.67
Standard deviation	0.93	0.83	0.55	0.51	0.54	1.02	0.82	0.73	0.49	0.56	0.97	0.59	0.24	0.13
1901 - 1910	3.33	2.03	2.87	4.35	7.14	11.06	15.52	16.21	14.26	11.68	8.30	5.99	8.56	12.02
Standard deviation	0.84	1.06	0.54	0.32	0.59	1.02	0.63	1.06	0.53	0.67	0.85	0.96	0.43	0.52
1911 - 1920	3.40	2.47	3.40	4.67	8.22	12.33	15.58	16.05	14.58	11.14	8.34	6.36	8.99	12.52
Standard deviation	1.40	0.85	0.77	0.38	0.90	0.85	0.94	1.00	0.84	0.87	0.82	1.21	0.37	0.70
1921 - 1930	3.80	3.33	3.26	4.58	7.16	11.80	15.05	16.02	14.38	11.56	8.46	5.89	9.10	12.06
Standard deviation	0.99	0.58	0.54	1.02	1.15	1.11	0.66	1.18	0.55	0.17	0.87	1.14	0.50	0.18
1931 - 1940	4.65	3.32	2.98	4.63	7.28	11.94	16.00	17.07	15.42	11.92	8.98	6.41	9.30	12.80
Standard deviation	0.86	0.90	0.93	0.58	1.11	1.27	0.99	0.82	0.90	0.82	0.61	1.49	0.26	0.30
1951 - 1960	3.36	2.46	3.30	4.37	7.98	12.85	16.33	16.87	14.78	11.89	9.00	5.90	9.33	12.92
Standard deviation	0.73	1.31	1.50	0.84	0.67	1.37	0.71	0.88	0.53	0.94	1.11	0.92	0.25	0.57
1901 - 1930	3.52	2.54	3.13	4.51	7.40	11.64	15.35	16.10	14.38	11.52	8.37	6.02	8.87	12.15

## Svinbádan 15 m

	J	F	M	A	M	J	J	A	S	O	N	D	Year	May- Nov
1881 - 1890	4.64	3.99	3.59	4.33	5.92	8.97	11.42	14.13	12.77	11.30	9.38	6.59	8.09	10.56
Standard deviation	1.23	0.93	0.83	1.00	0.84	1.57	2.03	1.78	1.53	0.83	0.96	1.36	0.58	0.80
1891 - 1900	5.02	3.02	2.94	4.08	5.95	8.49	11.66	13.74	13.65	11.50	9.76	7.01	8.07	10.68
Standard deviation	0.91	1.14	0.63	0.39	0.83	1.41	2.28	1.84	1.22	0.71	1.16	0.87	0.40	0.62
1901 - 1910	4.75	3.27	3.79	4.36	5.32	7.09	12.54	14.19	13.25	11.15	9.12	7.16	8.00	10.38
Standard deviation	1.01	0.88	0.85	0.38	0.54	1.20	2.87	1.64	0.70	0.55	0.58	0.89	0.45	0.54
1911 - 1920	4.38	3.87	4.05	4.40	5.78	8.28	10.12	12.62	12.70	11.26	9.30	7.22	7.80	9.95
Standard deviation	1.43	1.37	1.18	0.80	0.86	1.09	1.60	1.90	1.39	1.14	0.94	0.96	0.68	0.70
1921 - 1930	5.06	4.16	4.25	4.91	6.03	9.60	13.00	13.38	13.57	11.72	9.44	7.27	8.78	10.96
Standard deviation	0.82	0.46	0.64	0.79	0.88	1.36	1.21	1.82	0.83	0.29	0.96	1.16	0.41	0.50
1931 - 1940	6.27	4.32	3.99	4.96	6.07	8.16	11.64	14.47	14.01	11.77	10.02	8.08	8.65	10.88
Standard deviation	1.31	1.16	0.89	0.55	0.82	1.56	2.37	1.40	1.19	0.57	0.74	1.86	0.54	0.66
1951 - 1960	4.45	3.53	4.05	4.65	6.73	10.31	14.52	15.40	14.05	11.89	10.01	7.06	9.05	11.89
Standard deviation	0.88	1.39	1.36	0.43	0.63	2.00	1.12	0.93	1.08	0.93	0.91	1.18	0.50	0.79

Svinbådan 18 m

	J	F	M	A	M	J	J	A	S	O	N	D	Year	May - Nov
1921 - 1930	6.09	4.71	4.68	5.07	6.16	7.22	9.50	10.72	12.15	11.47	10.47	8.52	8.06	9.67
Standard deviation	0.82	0.85	0.73	0.77	0.54	1.42	2.03	2.19	1.41	0.46	0.81	0.83	0.39	0.74
1931 - 1940	6.95	4.95	4.66	5.17	5.74	6.66	8.53	10.97	11.93	11.34	10.62	8.73	8.02	9.40
Standard deviation	1.31	1.22	0.69	0.46	0.62	0.99	1.51	1.91	1.37	0.41	0.85	1.88	0.54	0.62
1951 - 1960	5.48	4.40	4.65	4.90	5.64	7.59	9.95	12.20	12.46	11.66	10.67	8.04	8.19	9.95
Standard deviation	1.01	1.38	1.20	0.26	0.45	1.64	2.06	2.01	1.92	0.70	0.81	1.36	0.63	0.98



Fladen 5 m

	J	F	M	A	M	J	J	A	S	O	N	D	Year	May- Nov
1921 - 1930	2.98	2.10	2.04	4.54	8.80	12.76	15.98	16.89	14.78	11.27	7.61	4.20	9.29	12.58
Standard deviation	1.44	1.08	0.68	0.90	1.10	1.33	1.42	1.17	0.57	0.29	0.77	1.45	0.97	0.69
1931 - 1940	2.84	1.96	1.90	4.71	9.59	14.23	17.09	18.17	15.59	11.57	8.04	4.65	9.16	13.40
Standard deviation	0.66	1.22	1.39	0.82	0.64	1.03	0.96	0.83	1.05	0.91	0.88	1.39	0.63	0.57
1951 - 1960	2.62	1.39	2.13	4.16	9.26	14.04	16.59	17.02	15.14	11.78	7.81	5.11	9.35	13.04
Standard deviation	0.65	0.79	0.87	0.97	0.90	0.63	0.97	1.16	0.98	1.20	1.14	0.65	0.60	1.02
1961 - 1970	2.25	1.67	1.80	4.29	9.11	14.34	16.11	16.98	15.24	12.13	8.01	4.66	9.27	13.00
Standard deviation	0.87	0.53	1.29	0.92	0.78	0.77	0.62	1.30	1.05	0.66	0.80	0.93	0.78	0.62
1931 - 1940	2.58	1.70	1.93	4.38	9.32	14.20	16.58	17.38	15.32	11.83	7.95	4.83	9.26	13.14
1951 - 1970														

Fladen 10 m

1891 - 1900	2.73	2.48	2.35	3.89	7.13	11.01	15.43	17.12	14.84	11.50	8.13	5.23	8.54	12.05
Standard deviation	0.83	0.68	0.61	0.30	0.57	0.98	0.94	0.76	0.56	0.41	0.76	0.90	0.52	0.37
1901 - 1910	2.98	1.82	1.92	3.85	6.61	10.76	15.10	15.87	14.54	11.75	8.09	4.73	8.22	11.82
Standard deviation	0.60	0.93	0.53	0.48	0.72	0.84	1.21	0.97	0.76	0.88	0.98	0.68	0.44	0.50
1911 - 1920	2.82	1.97	2.65	4.58	8.25	11.67	15.22	16.56	15.15	11.58	7.73	5.25	8.57	12.15
Standard deviation	0.64	0.82	0.46	0.53	0.79	0.72	0.59	0.71	0.53	0.70	1.34	1.33	0.39	0.48

## Fladen 10 m

	J	F	M	A	M	J	J	A	S	O	N	D	Year	May - Nov
1921 - 1930	3.52	2.55	2.43	4.37	7.33	11.19	14.67	16.38	14.93	11.70	7.79	4.99	9.23	12.11
Standard deviation	1.11	0.88	0.51	0.57	1.05	0.87	0.93	0.93	0.69	0.29	0.78	1.14	0.83	0.51
1931 - 1940	3.56	2.43	2.22	4.40	7.33	11.60	15.60	17.50	15.74	12.22	8.42	5.40	8.84	12.27
Standard deviation	0.75	1.07	1.26	0.75	0.82	0.81	0.92	0.73	0.95	0.74	1.07	1.05	0.59	0.87
1951 - 1960	3.46	1.93	2.62	3.92	7.20	11.51	15.18	16.47	15.26	12.48	8.44	5.69	9.03	11.89
Standard deviation	0.63	0.77	0.84	0.83	0.47	1.57	0.82	0.80	0.95	1.16	0.98	0.80	0.43	0.99
1961 - 1970	3.11	2.41	2.38	4.17	7.36	11.09	15.03	16.22	15.28	12.46	8.98	5.50	8.97	12.20
Standard deviation	0.63	0.57	1.12	0.90	0.99	1.41	0.61	0.91	0.86	0.45	0.35	0.86	0.66	0.71
1901 - 1930	3.11	2.08	2.27	4.21	7.27	11.13	14.96	16.21	14.83	11.69	7.90	4.95	8.69	12.00
1931 - 1940	3.39	2.27	2.38	4.15	7.29	11.40	15.25	16.72	15.42	12.38	8.60	5.54	8.95	12.11
1951 - 1970														

## Fladen 15 m

1951 - 1960	4.50	3.07	3.37	4.04	5.78	9.40	13.82	15.60	15.15	13.10	9.38	6.46	8.90	11.74
Standard deviation	0.89	0.90	0.82	0.69	0.72	1.75	0.78	0.63	0.26	1.00	0.97	0.88	0.29	0.51
1961 - 1970	4.43	3.24	3.55	4.59	6.11	8.40	13.81	15.11	14.93	12.80	10.21	6.99	8.91	11.65
Standard deviation	0.37	0.54	0.56	0.73	1.25	1.70	0.49	0.83	0.80	0.59	0.64	0.65	0.43	0.27

Fladen 20 m

	J	F	M	A	M	J	J	A	S	O	N	D	Year	May- Nov
1891 - 1900	4.97	3.60	3.55	4.06	5.07	7.53	12.63	14.83	14.71	12.29	9.61	6.87	8.35	10.98
Standard deviation	0.53	0.51	0.72	0.53	0.59	0.60	1.44	0.92	0.90	0.68	0.63	0.74	0.50	0.65
1901 - 1910	4.43	3.27	3.28	3.71	4.87	7.27	11.48	14.30	14.14	12.28	9.91	6.36	7.99	10.61
Standard deviation	0.76	0.63	0.59	0.52	0.44	0.58	0.85	0.88	0.60	0.63	0.95	0.95	0.10	0.24
1911 - 1920	4.18	4.12	3.57	4.22	5.98	8.62	12.62	14.64	14.30	12.14	9.40	6.52	8.23	11.02
Standard deviation	1.00	1.30	0.83	0.45	0.95	0.70	1.24	1.15	1.38	0.55	0.74	0.85	0.44	0.59
1921 - 1930	4.82	3.86	4.51	4.74	5.59	8.31	12.15	14.49	14.55	12.65	9.56	7.51	9.07	11.10
Standard deviation	0.92	0.86	1.04	0.65	0.85	0.93	0.66	0.77	0.62	0.57	0.92	0.79	0.59	0.23
1931 - 1940	5.50	3.95	4.04	4.77	5.52	8.13	12.49	15.37	15.09	12.76	9.93	7.61	8.74	11.31
Standard deviation	0.97	0.26	0.77	0.71	0.76	1.06	1.03	0.91	0.67	0.79	1.12	0.90	0.45	0.45
1951 - 1960	5.27	4.00	3.93	4.14	5.27	8.44	12.69	14.73	14.77	13.18	9.89	7.27	8.84	11.24
Standard deviation	0.82	0.73	0.69	0.73	0.84	1.60	0.88	0.91	0.72	0.73	0.88	1.04	0.29	0.41
1961 - 1970	5.65	4.03	4.30	4.71	5.48	7.76	12.61	13.86	14.31	13.00	10.73	7.66	8.84	11.10
Standard deviation	0.49	0.55	0.65	0.76	0.97	1.26	0.66	1.18	0.85	0.58	0.45	0.57	0.60	0.59
1901 - 1930	4.50	3.67	3.71	4.18	5.40	7.97	12.00	14.44	14.33	12.39	9.66	6.81	8.46	10.89
1931 - 1940	5.46	3.99	4.10	4.53	5.42	8.12	12.60	14.65	14.72	12.97	10.16	7.49	8.81	11.22
1951 - 1970														





Fladen 40 m

	J	F	M	A	M	J	J	A	S	O	N	D	Year	May- Nov
1891 - 1900	6.23	4.60	4.20	4.27	4.81	6.15	9.46	11.67	13.09	12.06	9.93	7.74	7.92	9.41
Standard deviation	0.43	0.74	0.75	0.57	0.73	0.27	0.68	0.89	1.25	1.12	1.12	0.56	0.45	0.59
1901 - 1910	5.77	4.30	3.71	4.10	4.81	5.97	8.70	11.86	12.40	11.21	9.87	7.60	7.57	9.26
Standard deviation	0.70	0.43	0.70	0.72	0.41	0.41	0.89	0.86	0.82	0.79	1.07	0.80	0.27	0.34
1921 - 1930	6.01	4.98	4.99	5.02	5.21	6.03	7.47	9.84	11.91	12.50	10.31	8.41	8.06	9.13
Standard deviation	0.53	0.75	0.85	0.31	0.35	0.82	0.41	0.86	0.67	0.58	0.66	0.50	0.58	0.32
1931 - 1940	6.63	5.12	5.01	5.10	5.33	6.15	7.92	9.79	11.27	11.58	10.34	8.31	7.70	8.93
Standard deviation	0.72	0.38	0.80	0.61	0.67	0.81	0.96	1.14	0.73	1.41	1.14	0.59	0.55	0.72
1951 - 1960	6.56	5.19	4.63	4.35	4.78	5.96	7.95	10.13	11.94	11.88	9.92	8.32	7.69	8.81
Standard deviation	0.69	0.62	0.68	0.78	0.81	0.94	1.40	1.31	1.00	0.88	1.19	1.04	0.51	0.65
1961 - 1970	6.65	5.24	5.15	5.01	5.17	5.96	7.51	9.34	11.39	12.16	11.04	8.38	7.78	8.89
Standard deviation	0.46	0.69	0.71	0.70	0.78	0.78	0.96	1.42	1.10	0.60	0.78	0.86	0.55	0.77
1931 - 1940	6.61	5.18	4.96	4.80	5.08	6.02	7.79	9.77	11.55	11.87	10.41	8.33	7.72	8.87
1951 - 1970														

## Vinga 0 m

	J	F	M	A	M	J	J	A	S	O	N	D	Year	May - Nov
1931 - 1940	2.83	1.78	1.86	4.80	9.96	14.38	17.49	18.12	15.45	11.33	7.72	4.50	9.23	13.49
Standard deviation	0.47	1.17	1.31	0.78	0.61	1.22	0.92	0.93	1.01	1.08	0.82	1.50	0.57	0.64
1951 - 1960	2.51	0.99	1.34	4.37	9.75	14.52	17.05	17.21	15.16	11.61	7.94	5.25	9.19	13.32
Standard deviation	0.85	0.81	1.10	0.92	1.08	0.86	1.03	1.27	0.98	1.15	1.13	0.88	0.54	0.71
1961 - 1970				4.52	9.70	14.82	16.10	16.12	14.60	11.94	7.94	4.14		13.03
Standard deviation				1.09	0.80	1.01	0.55	0.59	0.75	0.68	0.87	0.65		0.58

## Vinga 5 m

1931 - 1940	3.04	2.00	2.04	4.70	9.57	13.95	17.14	18.04	15.59	11.54	7.87	4.73	9.23	13.39
Standard deviation	0.43	1.14	1.22	0.79	0.45	1.11	0.90	0.88	0.92	1.01	0.89	1.48	0.51	0.43
1951 - 1960	2.84	1.23	1.52	4.24	9.21	13.92	16.56	17.10	15.29	11.80	8.23	5.40	9.16	13.16
Standard deviation	0.77	0.81	1.02	0.93	0.90	0.76	0.83	1.17	0.92	1.14	1.02	0.80	0.43	0.60
1961 - 1970				4.30	9.18	14.20	15.76	16.02	14.62	12.16	8.18	4.52		12.87
Standard deviation				1.05	0.76	0.68	0.50	0.59	0.73	0.67	0.86	0.82		0.56

Vinga 10 m

	J	F	M	A	M	J	J	A	S	O	N	D	Year	May - Nov
1931 - 1940	3.63	2.32	2.13	4.41	8.04	12.21	16.12	17.71	15.88	12.04	8.16	5.34	9.04	12.88
Standard deviation	0.49	1.22	0.92	0.60	0.71	0.51	0.84	0.81	1.03	0.70	0.64	1.20	0.51	0.47
1951 - 1960	3.37	1.73	2.03	4.05	7.91	12.55	15.55	16.81	15.42	12.26	8.73	5.83	9.05	12.75
Standard deviation	0.84	0.73	0.97	0.88	0.76	0.79	0.62	0.94	0.77	1.01	0.77	0.69	0.38	0.52
1961 - 1970				4.12	8.44	12.52	15.10	15.70	14.72	12.44	8.74	5.26		12.52
Standard deviation				1.17	0.52	0.41	0.43	0.57	0.70	0.65	0.83	0.95		0.50

Vinga 15 m

1951 - 1960	3.95	2.49	2.76	4.14	6.73	10.82	14.47	16.11	15.29	12.64	9.33	6.30	8.92	12.20
Standard deviation	0.78	0.65	0.91	0.69	0.69	1.17	0.69	0.60	0.57	0.98	0.57	0.64	0.37	0.35
1961 - 1970				4.42	7.32	10.48	14.38	15.42	14.76	12.66	9.44	5.96		12.06
Standard deviation				0.87	0.81	1.37	0.53	0.53	0.66	0.67	0.57	0.92		0.54

## Vinga 20 m

	J	F	M	A	M	J	J	A	S	O	N	D	Year	May- Nov
1931 - 1940	4.87	3.46	3.68	4.63	6.08	9.08	13.43	16.03	15.35	12.45	9.27	7.09	8.80	11.67
Standard deviation	0.67	0.53	0.75	0.69	0.83	1.00	0.93	0.74	0.80	0.75	1.03	0.68	0.50	0.53
1951 - 1960	4.63	3.25	3.50	4.31	6.12	9.55	13.18	15.07	14.95	12.92	9.80	6.92	8.83	11.65
Standard deviation	0.80	0.59	0.79	0.57	0.59	1.22	0.93	1.38	0.50	0.95	0.59	0.73	0.28	0.59
1961 - 1970				4.74	6.08	9.10	13.52	15.06	14.68	12.88	10.08	6.68		11.63
Standard deviation				0.84	1.14	1.43	0.71	0.35	0.60	0.60	0.41	0.80		0.53

## Vinga 30 m

1931 - 1940	5.55	4.35	4.72	4.92	5.77	7.53	11.06	13.98	13.75	12.12	9.73	7.83	8.45	10.56
Standard deviation	0.70	0.32	0.86	0.62	0.78	0.88	1.32	0.90	0.75	1.23	1.02	0.67	0.33	0.59
1951 - 1960	5.61	4.51	4.27	4.55	5.55	7.65	10.67	13.14	13.89	12.63	10.11	7.79	8.47	10.52
Standard deviation	0.58	0.45	0.60	0.56	0.57	1.13	1.47	1.57	0.94	1.04	0.59	0.88	0.39	0.64
1961 - 1970				5.00	5.48	7.54	11.18	13.76	14.22	12.84	10.58	7.52		10.80
Standard deviation				0.73	1.00	1.19	1.14	0.39	0.35	0.40	0.87	0.91		0.64

Vinga 40 m

	J	F	M	A	M	J	J	A	S	O	N	D	Year	May- Nov
1931 - 1940	6.06	4.98	5.22	5.22	5.76	6.80	9.21	11.39	11.79	11.47	9.50	7.91	7.94	9.42
Standard deviation	0.61	0.48	0.71	0.48	0.70	0.85	0.96	0.97	0.97	1.65	1.09	0.64	0.40	0.63
1951 - 1960	6.18	5.04	4.74	4.72	5.49	6.75	9.07	11.24	12.57	11.89	9.90	8.05	8.05	9.56
Standard deviation	0.47	0.35	0.63	0.57	0.58	0.85	1.33	1.26	1.36	1.21	0.84	0.75	0.44	0.60
1961 - 1970				5.28	5.44	6.78	9.22	11.80	13.00	12.04	10.16	7.78		9.78
Standard deviation				0.65	0.96	0.87	0.90	1.07	0.38	0.45	0.92	0.89		0.57

## Borró 0 m

	J	F	M	A	M	J	J	A	S	O	N	D	Year	May - Nov
1931 - 1940	0.93	0.62	1.66	4.54	10.25	15.35	18.32	18.51	15.00	10.46	6.36	3.01	8.85	13.46
Standard deviation	0.73	0.81	1.17	1.23	0.66	1.56	0.96	0.62	1.16	0.80	1.13	1.25	0.44	0.58
1941 - 1950	1.04	0.70	1.36	4.55	10.69	15.16	18.49	18.04	15.01	10.63	6.35	3.38	8.65	13.52
Standard deviation	1.03	1.22	1.26	2.36	1.29	1.10	1.06	0.89	0.68	0.84	0.85	0.86	0.77	0.67
1951 - 1960	2.03	0.53	0.70	4.42	10.39	15.77	18.26	17.73	14.88	10.74	5.89	3.84	8.85	13.38
Standard deviation	1.25	0.62	1.10	1.43	1.13	0.92	1.08	1.25	1.21	1.02	1.35	0.90	0.58	0.73
1961 - 1970	0.32	0.44	0.81	4.07	9.96	16.18	17.30	17.43	14.81	10.79	6.26	2.30	8.39	13.25
Standard deviation	0.54	0.84	1.18	1.91	0.76	1.07	0.51	1.33	0.95	0.74	0.47	1.04	0.42	0.42
1931 - 1960	1.32	0.62	1.28	4.51	10.43	15.42	18.35	18.11	14.97	10.61	6.20	3.41	8.78	13.46

## Borró 2.5 m

1961 - 1970	1.66	0.81	0.75	3.90	9.31	15.94	17.27	17.73	15.41	11.53	7.86	4.21	8.84	13.66
Standard deviation	0.93	1.18	1.08	1.28	0.64	0.95	0.47	1.21	0.67	0.64	0.74	1.09	0.39	0.61

Bornö 5 m

	J	F	M	A	M	J	J	A	S	O	N	D	Year	May- Nov
1931 - 1940	2.72	1.89	2.34	4.22	9.18	14.17	17.16	18.09	15.49	11.66	7.75	5.14	9.24	13.36
Standard deviation	0.69	1.36	1.18	1.27	0.69	0.93	0.96	0.72	1.05	1.04	1.09	1.34	0.64	0.48
1941 - 1950	2.75	1.29	2.03	4.09	9.95	14.19	17.45	17.97	15.62	12.19	7.89	5.29	9.10	13.60
Standard deviation	1.62	1.39	1.52	1.95	1.45	1.10	0.85	0.77	0.49	0.62	1.02	0.96	0.77	0.60
1951 - 1960	3.24	1.21	1.23	3.76	9.05	14.41	17.21	17.39	15.37	11.65	8.02	5.71	9.02	13.30
Standard deviation	1.28	1.07	1.09	1.13	1.12	0.54	1.28	1.23	0.72	0.96	0.89	0.79	0.46	0.54
1961 - 1970	2.42	1.50	1.28	3.96	8.61	14.79	16.68	17.27	15.35	11.95	8.54	4.81	8.93	13.31
Standard deviation	1.04	1.40	1.41	1.28	0.77	0.84	0.62	1.36	0.89	0.59	0.77	1.12	0.52	0.60
1931 - 1960	2.90	1.46	1.87	4.02	9.39	14.26	17.27	17.82	15.49	11.83	7.89	5.39	9.12	13.24

Bornö 10 m

1931 - 1940	3.71	2.75	2.86	4.12	7.88	11.99	15.75	17.23	15.30	12.08	8.37	6.09	9.09	12.66
Standard deviation	0.98	1.33	0.94	1.26	0.86	1.17	0.83	0.90	1.08	0.93	1.04	1.27	0.65	0.53
1941 - 1950	3.59	2.19	2.72	3.94	8.40	12.48	15.94	17.00	15.52	12.69	8.64	6.10	8.98	12.91
Standard deviation	1.36	1.26	1.32	1.70	1.35	1.05	0.88	0.79	0.43	0.50	1.10	0.97	0.65	0.60



## Bornö 10 m

	J	F	M	A	M	J	J	A	S	O	N	D	Year	May - Nov
1951 - 1960	4.15	1.90	2.16	3.74	7.70	12.60	15.49	16.68	15.21	11.95	8.85	6.54	8.92	12.64
Standard deviation	1.21	1.11	1.06	0.96	0.73	0.55	1.28	1.00	0.51	1.11	0.62	0.81	0.29	0.46
1961 - 1970	3.32	2.38	1.78	3.82	7.60	12.46	15.23	16.34	15.08	12.31	9.45	5.83	8.80	12.64
Standard deviation	1.20	1.43	1.37	1.06	0.99	1.45	0.57	0.96	0.84	0.62	0.71	1.13	0.55	0.52
1931 - 1960	3.82	2.28	2.58	3.93	7.99	12.36	15.73	16.97	15.33	12.24	8.62	6.25	8.99	12.74

## Bornö 15 m

1931 - 1940	4.74	3.55	3.35	4.17	6.36	9.79	14.11	15.83	14.90	12.33	8.91	6.82	8.81	11.75
Standard deviation	1.30	1.34	0.57	1.25	0.94	1.60	0.69	0.89	1.17	0.84	1.13	1.09	0.62	0.60
1941 - 1950	4.20	3.41	3.35	4.05	6.76	10.33	13.85	15.80	15.20	13.04	9.11	6.79	8.82	12.06
Standard deviation	1.08	0.95	0.95	1.29	1.40	0.91	0.88	0.61	0.46	0.58	1.18	0.85	0.55	0.60
1951 - 1960	4.89	2.56	2.92	4.03	6.53	10.21	13.36	15.45	14.84	12.29	9.43	7.12	8.64	11.73
Standard deviation	1.19	1.09	1.14	0.75	0.81	1.03	0.67	0.63	0.33	0.95	0.76	0.78	0.18	0.31
1961 - 1970	4.39	3.31	2.49	4.14	6.65	10.21	13.66	14.83	14.59	12.55	10.20	6.78	8.65	11.81
Standard deviation	1.23	0.95	1.09	0.87	0.96	1.39	0.62	0.62	0.64	0.57	0.71	1.12	0.50	0.54
1931 - 1960	4.61	3.17	3.20	4.08	6.55	10.11	13.77	15.69	14.98	12.55	9.15	6.91	8.76	11.85

Bornó 20 m

	J	F	MA	A	M	J	J	A	S	O	N	D	Year	May- Nov
1931 - 1940	5.45	4.31	3.90	4.47	5.69	8.27	12.43	14.53	14.34	12.40	9.40	7.44	8.59	11.01
Standard deviation	1.34	1.26	0.37	1.26	0.94	1.68	0.74	1.17	1.12	0.99	1.19	1.10	0.62	0.68
1941 - 1950	5.06	4.51	4.04	4.29	5.75	8.76	12.07	14.27	14.57	13.25	9.72	7.60	8.65	11.23
Standard deviation	1.02	0.68	0.72	0.76	1.33	1.09	0.86	0.88	0.30	0.16	1.37	0.92	0.44	0.56
1951 - 1960	5.54	3.40	3.92	4.42	5.80	8.65	11.80	14.42	14.43	12.54	10.12	7.67	8.56	11.11
Standard deviation	1.18	1.24	1.16	0.51	0.82	1.29	0.72	0.59	0.49	0.92	0.80	0.81	0.28	0.07

Bornó 25 m

1931 - 1940	6.09	4.97	4.60	4.79	5.53	7.33	10.87	13.60	13.80	12.46	9.93	8.05	8.58	10.50
Standard deviation	1.25	0.97	0.49	1.38	0.87	1.36	0.93	1.20	1.03	1.10	1.30	1.12	0.49	0.68
1941 - 1950	5.90	5.34	4.69	4.61	5.35	7.56	10.56	12.88	13.89	13.28	10.34	8.28	8.55	10.55
Standard deviation	1.09	0.74	0.73	0.44	0.81	1.02	1.09	1.41	0.43	0.70	1.45	0.91	0.33	0.68

## Bornö 25 m

	J	F	M	A	M	J	J	A	S	O	N	D	Year	May - Nov
1951 - 1960	6.18	4.24	4.59	4.58	5.47	7.68	10.68	13.11	13.89	12.67	10.63	8.16	8.49	10.59
Standard deviation	1.15	1.23	1.05	0.48	0.70	1.29	0.97	0.86	0.58	0.84	0.88	0.94	0.34	0.36
1961 - 1970	6.56	5.21	4.71	4.80	5.43	7.34	11.19	12.45	13.22	12.77	11.19	8.52	8.62	10.51
Standard deviation	0.83	0.71	0.85	0.90	0.72	1.31	0.94	1.10	0.89	0.52	0.75	0.97	0.33	0.69
1931 - 1960	6.06	4.85	4.63	4.65	5.45	7.52	10.70	13.19	13.86	12.81	10.30	8.17	8.54	10.55

## Bornö 30 m

1931 - 1940	6.63	5.53	5.19	5.13	5.54	6.77	9.61	12.53	13.15	12.32	10.23	8.43	8.46	10.02
Standard deviation	1.14	0.86	0.51	1.01	0.71	1.10	1.25	1.22	0.85	1.23	1.42	1.14	0.51	0.68
1941 - 1950	6.73	5.80	5.20	4.87	5.27	6.82	9.20	11.48	13.09	13.11	10.56	8.77	8.39	9.92
Standard deviation	0.83	0.49	0.58	0.35	0.49	0.97	1.11	1.60	0.69	0.52	1.29	0.87	0.34	0.68
1951 - 1960	6.69	4.98	4.99	4.72	5.31	7.06	9.52	12.17	13.26	12.51	10.96	8.65	8.40	10.11
Standard deviation	1.06	0.92	0.82	0.56	0.56	1.20	0.99	1.02	0.70	0.82	0.76	1.02	0.39	0.40
1931 - 1960	6.68	5.44	5.13	4.90	5.37	6.88	9.44	12.06	13.17	12.64	10.58	8.62	8.42	10.02

Bornó 33 m

	J	F	M	A	M	J	J	A	S	O	N	D	Year	May - Nov
1931 - 1940	6.48	5.85	5.51	5.27	5.64	6.53	8.91	11.86	12.75	11.96	10.15	8.46	8.51	9.68
Standard deviation	1.18	0.77	0.42	1.11	0.65	1.09	1.60	1.16	0.46	1.37	1.54	1.26	0.59	0.68
1941 - 1950	7.02	5.99	5.45	5.03	5.30	6.39	8.35	10.70	12.45	12.88	10.65	9.01	8.31	9.51
Standard deviation	0.72	0.39	0.56	0.28	0.45	0.89	1.11	1.46	0.81	0.68	1.17	0.80	0.27	0.72
1951 - 1960	6.89	5.40	5.12	4.78	5.22	6.62	8.77	11.55	12.88	12.55	11.02	8.81	8.30	9.80
Standard deviation	0.98	0.79	0.76	0.61	0.45	1.00	0.99	1.11	0.79	0.65	0.70	0.89	0.38	0.40
1961 - 1970	7.41	6.15	5.55	5.25	5.32	6.21	9.16	10.96	11.93	12.48	11.34	9.04	8.40	9.63
Standard deviation	0.50	0.51	0.87	0.85	0.57	1.05	1.07	1.42	1.33	0.59	0.63	0.67	0.52	0.70
1931 - 1960	6.93	5.73	5.34	4.99	5.37	6.51	8.66	11.37	12.69	12.50	10.64	8.76	8.36	9.67

## Grisbådanne 0 m

	J	F	M	A	M	J	J	A	S	O	N	D	Year	May - Nov
1921 - 1930	2.82		1.69	4.04	8.32	12.52	16.47	16.68	14.52	11.12	7.36	4.77		12.58
Standard deviation	1.50		0.99	1.02	1.25	1.10	1.64	1.22	0.55	0.23	0.59	1.14		0.66

## Grisbådanne 5 m

1921 - 1930	3.10		1.91	3.92	7.89	11.63	15.46	16.49	14.67	11.57	7.78	5.19		12.34
Standard deviation	1.52		1.03	0.98	1.11	1.40	1.28	1.06	0.74	0.46	0.68	0.96		0.61

## Grisbådanne 10 m

1921 - 1930	3.62		2.45	3.70	7.06	10.65	14.41	16.08	14.74	12.23	8.25	5.86		12.00
Standard deviation	1.52		1.00	0.95	0.99	0.98	1.14	0.97	0.75	0.41	0.51	0.80		0.44

Grisbådarne 20 m

	J	F	M	A	M	J	J	A	S	O	N	D	Year	May - Nov
1921 - 1930	4.49	3.30	4.27	5.76	9.34	12.73	15.16	14.58	12.70	9.75	6.87	11.41		
Standard deviation	1.44	1.04	0.89	0.72	0.60	0.79	0.68	0.66	0.45	0.84	0.68	0.83		

Grisbådarne 30 m

1921 - 1930	5.28	4.04	4.60	5.60	8.44	11.41	13.95	14.29	12.85	10.32	7.79	10.95		
Standard deviation	1.02	1.01	0.91	0.72	0.73	0.71	0.12	0.46	0.44	0.63	0.68	0.18		

Grisbådarne 40 m

1921 - 1930	5.73	4.45	4.78	5.47	7.80	10.17	12.82	13.88	12.80	10.52	8.24	10.38		
Standard deviation	0.74	0.96	0.88	0.71	0.77	0.77	0.39	0.45	0.55	0.79	0.37	0.35		







