

# Arabesque

Written for:

Flute

Clarinet in Bb

Piano

Violin

Cello


Composer: Clara Bergendahl

10 april 2019


# Description



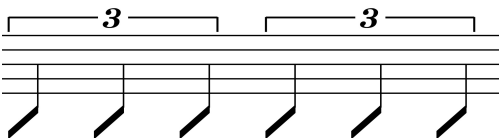
= Fingering multiphonics in bar 79.



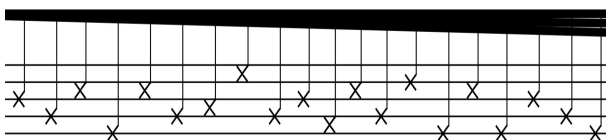
The square formed head means that you should inhale/exhale into the flute or clarinet. The arrow indicates that you should go from a tone to just air and then gradually back to a tone.



= Hit the hole inside the piano with mallets



= Press down the sustain pedal and silently let it up again between the notes.



These note heads indicates Key- clics on the Flute and Wood- block for the pianist

# Arabesque

♩ = 60 Andante

Flute *pp* *f* *fp*

Clarinet in B♭ *mp* *f* *p*

Piano *mp* *p*

Violin I *p* *mf* *fp*

Violoncello *p* *mf* *fp*

Press down the sustain pedal

molto sul tasto

ord.

♩ = 90

7

Fl. *mp* *f*

Cl. *p* *mp* *mf* *f* *mf*

Pno. wood blocks *f*

Vln. I *p*

Vc.

Stop immediately when the woodblock gives que

ca. 10 s  
♩ = 60 molto accel.

13

Fl. ord. → flz

Cl. flz → ord.

Pno. follow the violin in tempo *ff*

Vln. I ca. 10 s  
♩ = 60 ad lib. molto accel. *mp* *ff*

Vc.

15

Fl. ♩ = 90 ord. *mp* *f* *p* *mf*

Cl. stop abruptly *fff* *p*

Pno.

Vln. I ♩ = 90

Vc.

20

key clicks

Fl. *pp* *mf* *mf*

Cl. *pp*

Pno. *mp* Ped.\*

Vln. I

Vc.

24

Fl. *mf*

Cl. *mp* 3

Pno. *p* una corda *mf*

Vln. I

Vc.

26 exhale

Fl. *f* *ff*

Cl. *mf* *f* *ff*

Pno. *p*

tre corde

Vln. I

Vc.

ca. 10 s

Random Key- clicks, more and more intense continue to breath, and produce a little bit of sound from the tone now and then.

stop immediately when the violin hit the third time

29

Fl. *p* *fff*

Cl. *p*

Pno. *mp*

ca. 10 s

Hit the bottom of the bow on the bridge made of metal while dampen the strings

Vln. I *fff*

Vc. pizz *ff*

30

Fl. *mp*

Cl. *mf*

Pno. *mp* *Ped. sostenuto* *f*

Vln. I *arco* *mp*

Vc. *mp* *f* *p*

press keys silently and hold the pedal.

play random strings, high in pitch, inside the piano.

34

Fl. *mf*

Cl. *mf*

Pno. *mf*

Vln. I *sul pont.* *mf*

Vc. *mf* *ord.*

glissando inside the piano

38  $\text{♩} = 60$   $\text{♩} = 90$

Fl. *f* *p* *f furioso*

Cl. *mf*

Pno. *p* *mf* *f furioso*

Vln. I *mf* ord. pizz.  $\text{♩} = 90$

Vc. *mf* ord. pizz.

43 with air

Fl. *p*

Cl. *p*

Pno. *p*

Vln. I

Vc. *p* arco Seagull-glissando



47

Fl. *mp* *mf* *f* *ff* *mf* *p*

Cl. *mp* *mf* *f* *ff* *mf* *p*

Pno. *pp*

Vln. I *arco* Seagull- glissando *ff* *arco* *mf* *p*

Vc. *more and more intense* *ff* *fff*

50

Fl. G.P. *pp*

Cl. G.P. *pp* *mf* 3 3 3

Pno. G.P. *ad lib.* *fff* *mp*

Vln. I G.P. *ord.* *mf* 3 3 3

Vc. G.P. *arco* *p*



63

Fl.

Cl.

Pno.

Vln. I

Vc.

*mf*

*pp*

*f*

*fff*

*ff*

*f*

*fff*

*f*

overpressure, non legato

III II I

III II I

66

Fl.

Cl.

Pno.

Vln. I

Vc.

*p*

*mf*

*pp*

*p*

*fff*

*fff*

*ff*

*p*

*pp*

*p*

*pp*

70

Fl.

Cl.

Pno.

Vln. I

Vc.

over blow

*mf*

*fff*

*mf*

*ff*

*p*

*f*

*mf*

*ff*

*f*

*fff*

73

Fl.

Cl.

Pno.

Vln. I

Vc.

*mf*

*mf*

*p*

*mp*

*mp*

*mf*

*pp*

*mf*

*mp*

*mf*

III II I

pizz

78

Fl.

Cl.

Pno.

Vln. I

Vc.

*mf*

*pp* *mp*

*mf*

*pp* *mp*

*mf* *mp* *p*

*f*

fast vibrato

Sul pont. → ord.

arco

sul pont. → ord.

*pp* *mp*

*pp* *mp*

84

Fl.

Cl.

Pno.

Vln. I

Vc.

*pp* *mf* *f* *p* *f* *p* *f*

*mf*

*pp* *f* *p* *f* *p* *f*

*p*

*mf* *f*

Sul pont. ord.

*pp* *f* *p* *f* *p* *f*

Sul pont. ord.

*pp* *f* *p* *f* *p* *f*

91

Fl. *pp* *mf* *ff* *p* *mp*

Cl. *pp* *mf* *ff* *p* *mp*

Pno. *pp* *mf* *ff*

Vln. I *pp* *mf* *ff*

Vc. *pp* *mf* *ff*

♩ = 30

97

Fl. *pp*

Cl. *pp*

Pno. *mp* *ppp*

Vln. I *pp* *mp* *pp* *mp* molto sul tasto

Vc. *pp* *mp* *pp* *mp* molto sul tasto